

STRIP FIXTURE SL SERIES

CONTRACTOR CHOICE



AVAILABLE IN 2FT, 4FT AND 8FT SIZES



The Contractor Choice LED Strip fixture is a popular choice as not only an economical option but exceptionally versatile with an integrated control ready port and a built-in switch to allow for field selection between 4 different wattages and 3 different color temperatures. The ease of installation makes these units a go to choice for installers.

Features

- Includes built-in wattage selectable switch
 - SL-2F-24W (10W/16W/20W/24W)
 - SL-4F-40W (22W/28W/34W/40W)
 - SL-8F-70W (45W/54W/62W/70W)
- Includes built-in color selectable switch
 - CCT (3500K/4000K/5000K)
- Includes built-in control ready port
 - Programmable PIR motion and daylight sensor (ANT-1P-5T)
 - Switch settings using remote control (RC-100)
- Surface mount included (additional mounting options available)
- Standard 0-10V dimming driver
- Acrylic lens designed for light uniformity
- Formed from cold-rolled steel
- Operating temperature of -4° to 104° F
- Universal 120-277V standard
- 100,000-hour rated life based on IES TM-21 calculations
- 5-year manufacturer limited warranty
- DLC Listed:
 - Premium: Stairwell and Passageway Luminaires

Order Code

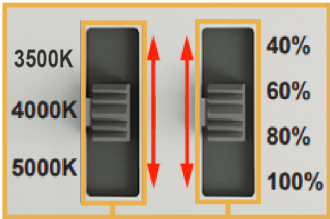
Example: **SL-4F-40W-CCT-CR-EM**

Fixture Type	Length	Adjustable Wattage	CCT (Adjustable Color Temp)	Control Port	Emergency Battery Backup
SL (Strip Fixture)	2 FT. Fixture 4 FT. Fixture 8 FT. Fixture	24W (10W/16W/20W/24W)] 40W (22W/28W/34W/40W) 70W (45W/54W/62W/70W)	CCT (3500K/4000K/5000K)	CR (Control Ready Port)	Black (No Battery Backup) EM (Battery Backup)

Adjustable Lumen Output

SL-2F-24W			SL-4F-40W			SL-8F-70W		
SETTING	WATTAGE	LUMENS (4000K)	SETTING	WATTAGE	LUMENS (4000K)	SETTING	WATTAGE	LUMENS (4000K)
100%	24W	3500	100%	40W	5700	100%	70W	10000
80%	20W	3000	80%	34W	5000	80%	62W	9100
60%	16W	2500	60%	28W	4200	60%	54W	8100
40%	10W	1600	40%	22W	3400	40%	45W	7100

FIXTURE DETAILS



CCT AND WATTAGE SELECTABLE

This fixture has the function of adjusting the lumen output and color temperature on-site.

CCT SELECT

3500K 4000K 5000K

Offer 2 CCT adjustable (3500K, 4000k, 5000K)

WATTAGE SELECT

40% 60% 80% 100%

Each model supports 4 positions wattage regulation: 100%, 80%, 60%, 40%



Speak To A Specialist
1-888-455-2800

MOUNTING TYPES



Surface Mount
(Default)



Chain Installation
V-Hook(Sold Separately)



Steel Wire Installation
Aircraft Cable(Sold Separately)

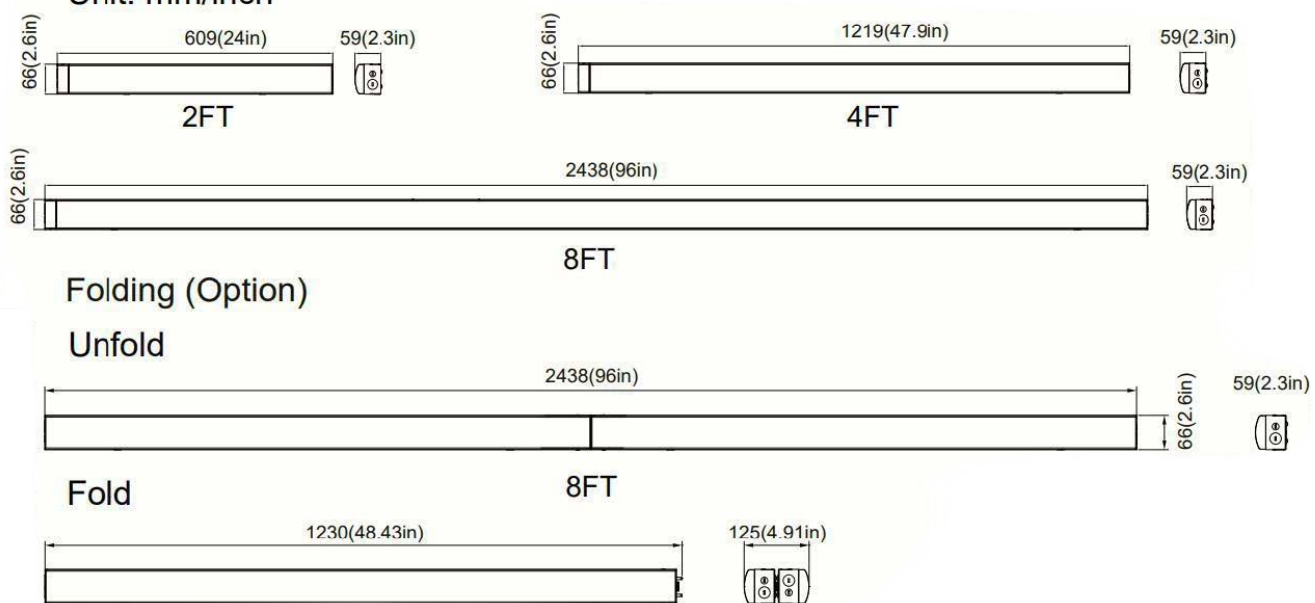


T-Grid Mount
T-Grid Bracket(Sold Separately)




FIXTURE DIMENSIONS

Dimension

Unit: mm/inch



ACCESSORIES (SOLD SEPARATELY)

Ordering Code	Product Type	Description	Product Image
ANT-1P-5T	Sensor	Adjustable setting PIR occupancy & daylight sensor	
RC-100	Remote Control	Programmable settings for sensor	
EM (Battery)	Emergency Battery Backup	8W 90MIN	

Adjustable Setting with Sensor and Remote:

- Brightness 70/80/90/100% (default 100%)
- Hold time 8 settings between 10sec to 60min (default 5min)
- Occupancy sensitivity 20/50/75/100% (default 100%)
- Stand-by dim level 0/10/30/50% (default 20%)
- Stand-by time 1min/30min/60min/infinite (default 30min)
- Daylight threshold 10lux/30lux/50lux/100lux/500lux/disable (default disabled)