

LINEAR HIGH BAY LHB SERIES

CONTRACTOR CHOICE

The Contractor Choice LED Linear High Bay fixture is a proven durable choice providing a high efficacy rating of up to 170 lumens per watt and a small compact design for easier faster installation. Easily select between four different wattages and two different color temperatures allowing for use in multiple locations within the same property. These units include a control ready port for field installation of programmable motion and daylight sensors.

Features:

- Includes built-in wattage selectable switch
 - LHB-205W (82W/123W/164W/205W)
 - LHB-300W (120W/180W/240W/300W)
- Includes built-in color selectable switch
 - CCT (4000K/5000K)
- Includes built-in control ready port
 - Programmable PIR motion and daylight sensor (MSANT12VPH01)
 - Switch settings using remote control (RC-100)
- Steel wire mount included (surface and conduit mount options sold separate)
- Standard 0-10V dimming driver
- Operating temperature of -40° to 122° F
- Universal 120-277V standard (optional 347-480V available)
- 50,000-hour rated life based on IES LM-80 and TM-21 calculations
- 5-year manufacturer limited warranty
- DLC Premium
 - High-Bay Luminaires for Commercial and Industrial Buildings



SMALL SIZE:
82W/ 123W/ 164W/ 205W

LARGE SIZE:
120W/180W/240W/300W



Order Code

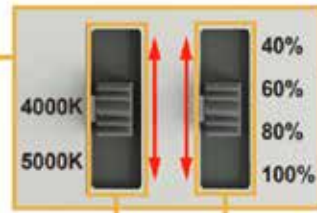
Example: LHB-205W-DDK-PD-B

Fixture Type	Adjustable Wattage	CCT (Adjustable Color Temp)	Control Ready Port	Beam Distribution	Emergency Battery Backup	Voltage
LHB (Linear High Bay)	205W (82W/123W/164W/205W) 300W (120W/180W/240W/300W)	DDK (4000K/5000K)	Blank (Control Ready)	PD (Prismatic Lens) AL (Aisle Lens)	Black (No Battery Backup) B (Battery Backup)	Blank (120-277V) 480V (347-480V)

Adjustable Lumen Output

LHB-205W			LHB-300W		
SETTING	WATTAGE	LUMENS (5000K)	SETTING	WATTAGE	LUMENS (5000K)
100%	205W	30500	100%	300W	42000
80%	164W	25000	80%	240W	36000
60%	123W	19500	60%	180W	28000
40%	82W	14000	40%	120W	20000

FIXTURE DESIGN



CCT AND WATTAGE SELECTABLE

This fixture has the function of adjusting the lumen output and color temperature on-site.

CCT SELECT



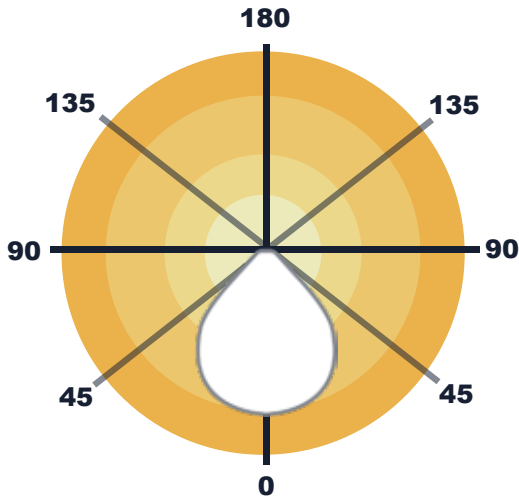
Offer 2 CCT adjustable (4000k, 5000K)

WATTAGE SELECT

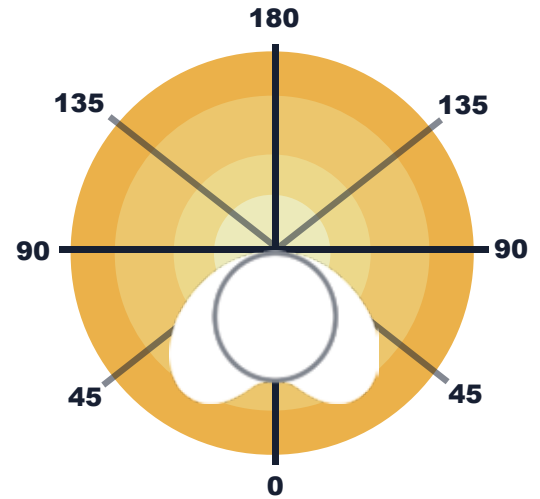


Each model supports 4 positions wattage regulation: 100%, 80%, 60%, 40%

PHOTOMETRICS



PD- PRISMATIC DIFFUSER LENS




AL-AISLE LENS (SOLD SEPARATELY)

MOUNTING TYPES



STEEL WIRE MOUNT
(INCLUDED)

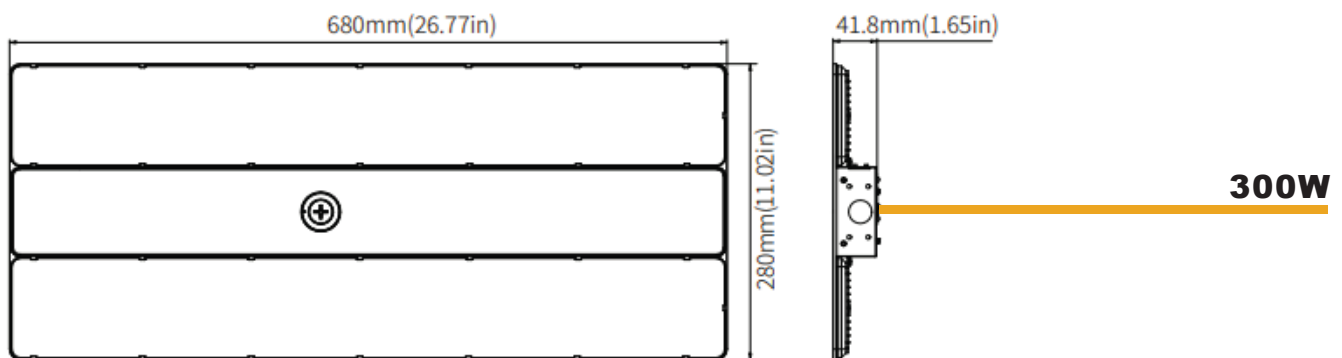
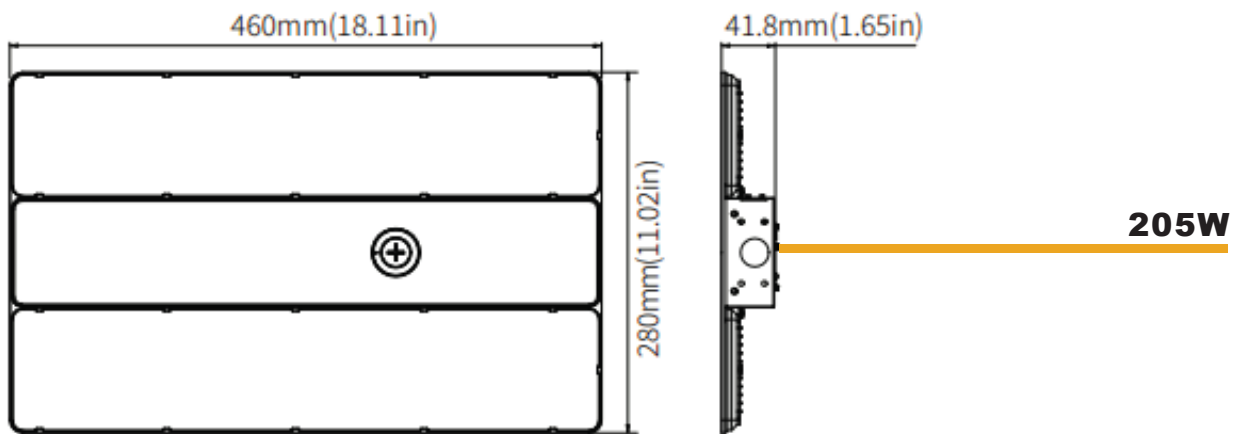


SURFACE MOUNT
(SOLD SEPARATE)






CONDUIT PIPE MOUNT
(SOLD SEPARATE)

FIXTURE DIMENSIONS



ACCESSORIES (SOLD SEPARATELY)

Ordering Code	Product Type	Description	Product Image
MSANT12VPH01	Sensor	Adjustable setting PIR occupancy & daylight sensor	
RC-100	Remote Control	Programmable settings for sensor	
B (Battery)	Emergency Battery Backup	15W 2000LM 90MIN (205W option) OR 25W 3500LM 90MIN (300W option)	

Adjustable Setting with Sensor and Remote:

- Brightness 70/80/90/100% (default 100%)
- Hold time 8 settings between 10sec to 60min (default 5min)
- Occupancy sensitivity 20/50/75/100% (default 100%)
- Stand-by dim level 0/10/30/50% (default 20%)
- Stand-by time 1min/30min/60min/infinite (default 30min)
- Daylight threshold 10lux/30lux/50lux/100lux/500lux/disable (default disabled)