

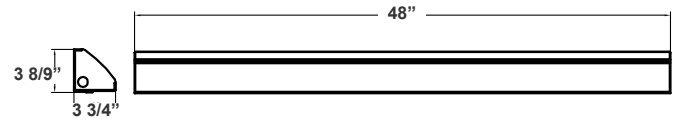
# LCL SERIES Commercial Lighting

LCL-4FT-40W-MCTP  
LINEAR CORNER CORRIDOR FIXTURE

**WESTGATE**  
THE FUTURE IS HERE...AND IT'S QUITE BRIGHT!



Customer Name: \_\_\_\_\_  
Project Name: \_\_\_\_\_  
Note: \_\_\_\_\_ | Type: \_\_\_\_\_



48"(w) x 3 8/9"(H) x 3 3/4"(D)

LED Strip Light is a cost-effective, energy-efficient lighting fixture for surface mount applications such as corridors, stairwells, public rooms, schools, hospitals utility areas, etc. Engineered with stable performance LED engines and the world's top brand LED driver. Same footprint as traditional 2-lamp strip lights

## Features

- LED corner/corridor strip lights
- 5-Year Warranty
- 50,000 Hours Rated Life
- Lens: Frosted Diffuse Polycarbonate Lens
- MCTP: Multi Color Temperature and Power (Selectable Switch Inside Fixture)

## Technical Specifications

### Electrical:

- Voltage: 120-277VAC 50/60Hz
- Wattage: 20W/30W/40W
- Power Factor: >0.98
- Efficacy: 115 LPW

### Mechanical:

- White Finish
- Housing: Heavy Die-Formed Steel, White Powder Coated
- Lens Snaps into the tabs of the Housing Fixture
- Mounting: Surface Mount, Wall Mount
- Operating Temperature: -22°F -104°F
- Suitable for Damp Location

### Lighting:

- Dimmable: 0~10V Dimming
- Total Lumens: 2300LM/ 3450LM/ 4600LM
- Color Temperatures: 3500K/ 4000K/ 5000K
- Multi-CCT (selectable switch inside fixture)
- Color Rendering Index: CRI ≥ 80

### Applications:

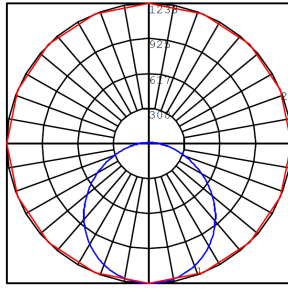
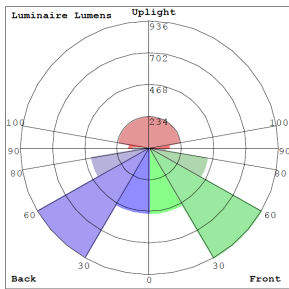
- Ideal for architectural lighting solutions, a variety of industrial, commercial and residential applications

### Other Models:

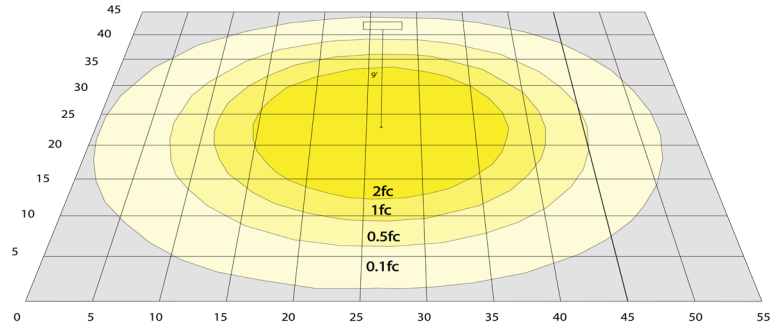
- 20W | 2270LM | LCL-3FT-30W-MCTP



## Photometrics: LCL-4FT-MCTP



BUD Rating: B1-U3-G2



Area 45'x 55' Mounting Height: 9'

## Other Views:



Side View



Front View



Back View

## Performance Table: LCL-4FT-MCTP

MODEL NO.	Wattage	Voltage	Lumens	Color Temp.	BUG Rating	LPW
LCL-4FT-40W-MCTP	20W	120~277V	2300LM	3500K	B1-U3-G2	115
	30W		3450LM	4000K		
	40W		4600LM	5000K		

## Sample Ordering

Model Size Wattage Color Temp.

LCL - 4FT - 40W - MCTP

## Factory-Installed Options:

Blank = No Option For Accessories  
 OPT-EM-CM1INT= INTERNAL EMERGENCY BACKUP BATTERY  
 OPT-SEN-2US= ULTRASONIC BI-LEVEL DIMMING  
 OPT-SEN-2USRC = OPTIONAL RC  
 OPT-SEN-LLHB-OC1 = LLHB-OC1 EXTERNAL STANDARD PIR OPT-SENSOR  
 OPT-HBC-125TL-WH = NEMA TWIST-LOCK PLUG 8FT, 15A, 125V, WHITE  
 OPT-HBC-277TL-WH = NEMA TWIST-LOCK PLUG 8FT, 15A, 277V, WHITE  
 OPT-HBC-125SB-WH = STRAIGHT BLADE PLUG 10FT, 15A, 125V, 3-CONDUCTOR 18AWG, WHITE  
 OPT-SEN-DAYLIGHT = DAYLIGHT HARVESTING SENSOR WORKS WITH ABOVE OPT-SEN-2US

## FACTORY-INSTALLED OPTIONS:



OPT-HBC-125SB-WH



OPT-HBC-125TL-WH



OPT-HBC-277TL-WH



OPT-EM-CM1INT



OPT-SEN-2US



OPT-SEN-LLHB-OC1



OPT-SEN-2USRC



OPT-SEN-DAYLIGHT

## Example:

- LCL-4FT-40W-MCTP (FOR LCL 40W MCTP FIXTURE 120-277V)
- LCL-4FT-40W-MCTP OPT-SEN-2US (FOR LCL 40W MCTP FIXTURE 120-277V)  
(ULTRASONIC BI-LEVEL DIMMING REMOTE NOT NEEDED)