

UFO HIGH BAY RHB SERIES

CONTRACTOR CHOICE



SMALL SIZE:
60W - 90W - 120W - 150W



LARGE SIZE:
84W - 126W - 168W - 210W



The Contractor Choice LED UFO High Bay fixture is a proven durable choice in commercial and industrial applications such as warehouses, manufacturing facilities, and gymnasiums. The stylish sleek lightweight design along with multiple mounting options makes for easy installation. Select between four different wattages and two different color temperatures allowing for the same fixture to be installed at various mounting heights. These units include a control ready port for field installation of programmable motion and daylight sensors.

Features

- Includes built-in wattage selectable switch
 - RHB-150W (60W/90W/120W/150W)
 - RHB-210W (84W/126W/168W/210W)
- Includes built-in color selectable switch
 - CCT (4000K/5000K)
- Includes built-in control ready port
 - Programmable PIR motion and daylight sensor (MSANT12VPH01)
 - Switch settings using remote control (RC-100)
- Hook mount included (U-bracket sold separate)
- Standard 0-10V dimming driver
- Operating temperature of -40° to 113° F
- Universal 120-277V standard (optional 347-480V available)
- 50,000-hour rated life based on IES LM-80 and TM-21 calculations
- 5-year manufacturer limited warranty
- DLC Premium
 - High-Bay Luminaires for Commercial and Industrial Buildings

Order Code

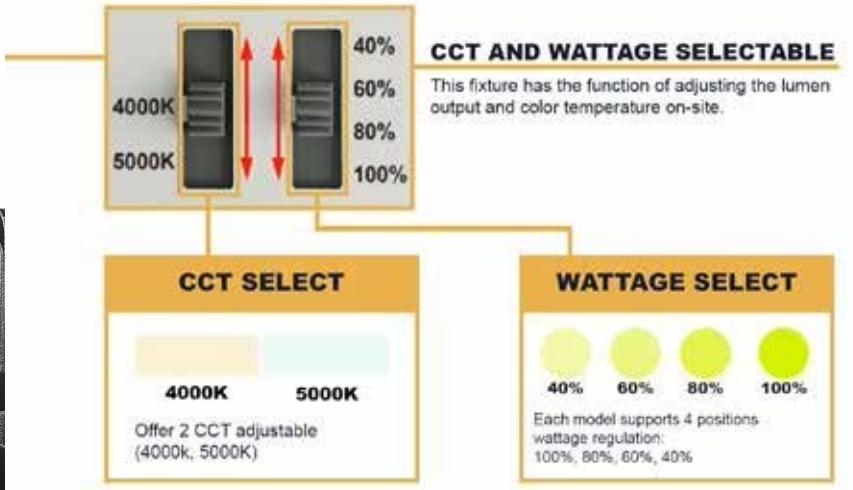
Example: RHB-210W-DDK-CR-EM

Fixture Type	Adjustable Wattage	CCT (Adjustable Color Temp)	Control Port	Emergency Battery Backup	Voltage
RHB (UFO High Bay)	150W (60W/90W/120W/150W) 205W (84W/126W/168W/210W)	DDK (4000K/5000K)	CR (Control Ready Port)	Black (No Battery Backup) EM (Battery Backup)	Blank (120-277V) 480V (347-480V)

Adjustable Lumen Output

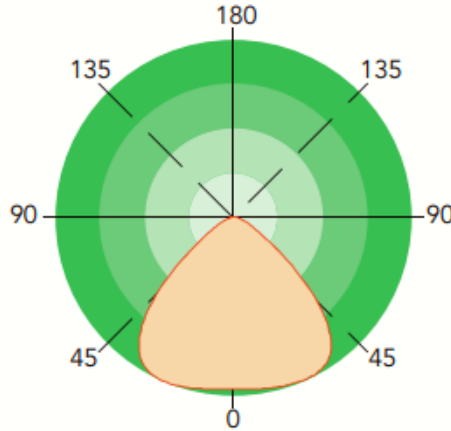
RHB-150W			RHB-210W		
SETTING	WATTAGE	LUMENS (4000K)	SETTING	WATTAGE	LUMENS (4000K)
100%	150W	24000	100%	210W	32000
80%	120W	20000	80%	168W	26500
60%	90W	15500	60%	126W	21000
40%	60W	10800	40%	84W	14500

FIXTURE DESIGN



PHOTOMETRICS

PHOTOMETRICS



MOUNTING TYPES



Hook Mount



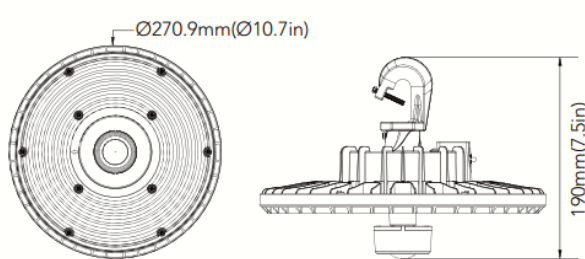
Conduit Pendant Mount



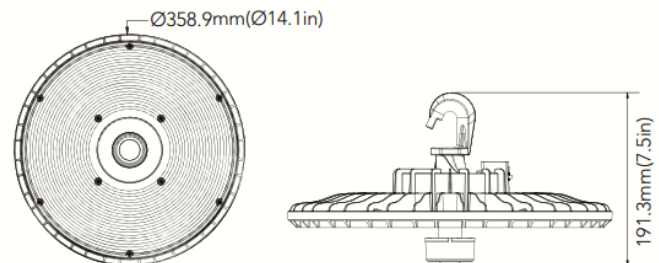
U-Bracket Mount

FIXTURE DIMENSIONS

unit: mm/inch






60W-90W-120W-150W



84W-126W-168W-210W

ACCESSORIES (SOLD SEPARATELY)

Ordering Code	Product Type	Description	Product Image
MSANT12VPH01	Sensor	Adjustable setting PIR occupancy & daylight sensor	
RC-100	Remote Control	Programmable settings for sensor	
EM (Battery)	Emergency Battery Backup	15W 2000LM 90MIN (205W option) OR 25W 3500LM 90MIN (300W option)	

Adjustable Setting with Sensor and Remote:

- Brightness 70/80/90/100% (default 100%)
- Hold time 8 settings between 10sec to 60min (default 5min)
- Occupancy sensitivity 20/50/75/100% (default 100%)
- Stand-by dim level 0/10/30/50% (default 20%)
- Stand-by time 1min/30min/60min/infinite (default 30min)
- Daylight threshold 10lux/30lux/50lux/100lux/500lux/disable (default disabled)