



KTEB-213-UV-RS-DW

COMPACT FLUORESCENT ELECTRONIC BALLAST



DESCRIPTION

CFL KIT | (1) or (2) 13W CFL | 120-277 Multi-Voltage | High Power Factor | Rapid Start | Dual Wire Case

STARTING METHOD: Rapid Start
LAMP CONNECTION: Series
INPUT VOLTAGE: 120-277Vac ±10%
INPUT FREQUENCY: 50/60 Hz
POWER FACTOR: High
WARRANTY: 5 Years



PRODUCT FEATURES

- Sound Rated: A
- Minimum Starting Temperature: 0°F, -18°C
- Maximum Case Temperature: 194°F, 90°C
- Meets FCC Part 18 (Class B) Consumer Limits
- Meets ANSI/IEEE C62.41 Category A
- Ballast Frequency for All Listed Lamps: 20KHz-33KHz
- Lamp End-of-Life Protected
- Class P, Type 1 Outdoor

ELECTRICAL SPECIFICATIONS

Lamp Type	No. of Lamps	Input Volts	Input Watts	Input Current	Power Factor	Crest Factor	Ballast Factor	Ballast Efficacy Factor	Max. THD	Wiring Diagram
CFQ13W/G24q	2	120V	30.0	0.250	0.99	1.48	1.00	3.33	10%	P2-2
		277V	30.0	0.110	0.98	1.48	1.00	3.33	10%	P2-2
	1	120V	18.5	0.155	0.98	1.58	1.20	6.49	12%	P1-2
		277V	18.5	0.075	0.96	1.58	1.20	6.49	12%	P1-2
CFTR13W/GX24q	2	120V	30.0	0.250	0.99	1.48	1.00	3.33	10%	P2-2
		277V	30.0	0.110	0.98	1.48	1.00	3.33	10%	P2-2
	1	120V	18.5	0.155	0.98	1.58	1.20	6.49	12%	P1-2
		277V	18.5	0.075	0.96	1.58	1.20	6.49	12%	P1-2
CFQ18W/G24q	1	120V	20.0	0.165	0.99	1.57	1.00	5.00	12%	P1-2
		277V	20.0	0.075	0.97	1.57	1.00	5.00	12%	P1-2
CFTR18W/GX24q	1	120V	20.0	0.165	0.99	1.57	1.00	5.00	12%	P1-2
		277V	20.0	0.075	0.97	1.57	1.00	5.00	12%	P1-2
F14T5	2	120V	31.0	0.260	0.99	1.42	1.00	3.22	10%	F2-1
		277V	31.0	0.120	0.98	1.42	1.00	3.22	10%	F2-1
F13T5	1	120V	30.0	0.250	0.99	1.43	1.00	3.33	10%	F2-1
		277V	30.0	0.110	0.98	1.43	1.00	3.33	10%	F2-1

PHYSICAL SPECIFICATIONS

CASE DIMENSIONS

	LENGTH	5.00"
	WIDTH	2.40"
	HEIGHT	1.00"
	MOUNTING	4.63"
	CASE STYLE	W1

CASE MATERIAL: Metal

STANDARD LEAD LENGTHS*

BLACK	10"
WHITE	10"
BLUE	10"
RED	10"
YELLOW	10"

*Consult Keystone for special lead length requirements.

Lead wires are 18 AWG 105°C/600V, solid copper.

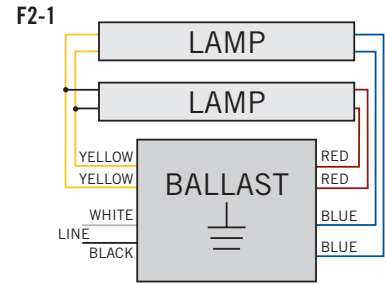
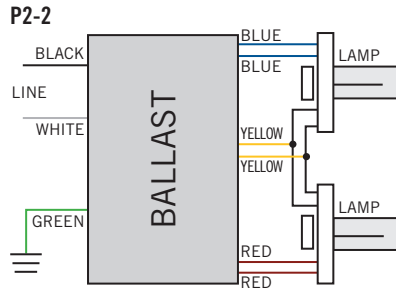
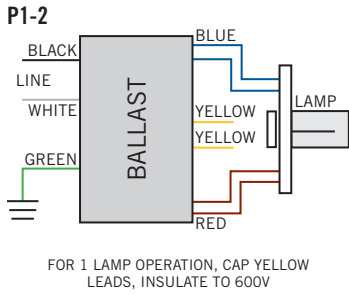
CASE MATERIAL: Steel



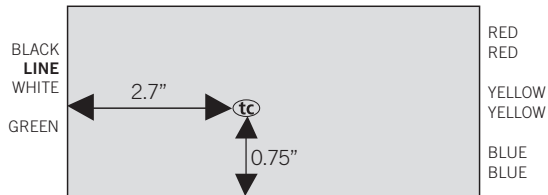
KTEB-213-UV-RS-DW

COMPACT FLUORESCENT ELECTRONIC BALLAST

WIRING DIAGRAMS



HOT SPOT LOCATION



Actual tc point is noted on each ballast label.

ORDERING INFORMATION

ORDER CODE	PACKAGING STYLE	PACK QTY.	ITEM STATUS
KTEB-213-UV-RS-DW-CP	Carton	50	Quick Ship

CATALOG NUMBER BREAKDOWN

