

Project:	Catalog#:	Type:
Prepared By:	Notes:	Date:

E6SLB

LED Strip / Lowbay
3 Size Options • 10 Year Limited Warranty



Overview

Light duty, dimmable, damp location DLC Listed E6SLB strip fixtures are suitable for use in a broad range of commercial and industrial applications. Install horizontally, vertically, in tight spaces, continuous row/ daisy chaining for task lighting, restrooms, under and over cabinet, cove, stairwell, low bay applications.

Inspired by the classic fluorescent strip channels, the E6SLB offers a traditional appearance that incorporates the latest technologies.

Easy to install with snap and lock tool-less channel cover and features a low-glare diffuser for enhanced appearance.

Features

- Available in 2', 4', 8' profiles
- eZCCT selectable and dimmable with 0-10V dimming capability which allows you to select the desired standard color temperatures either 3500, 4000, 5000K
- eZWatt wattage selectable so you can determine how much light is needed
- ETL Listed for safety and suitable for damp locations; Minimum starting temperature at -4°F (-20°C); Maximum ambient operating temperature of 113°F (45°C)
- 3.35" wide channel are formed from code-gauge, cold-rolled steel to provide perfect cover for retrofitting existing fluorescent fixtures
- Easy to install mounting options
- Steel construction with white finish
- Fixture includes a polycarbonate diffuser for a smooth unpixelated appearance
- For use in commercial settings
- Integrated Microwave Occ Sensor and Emergency Battery Back up
- Covered under a 10 Year Limited manufacturer warranty
- Luminaire level lighting control ready

Applications

- Indoor Commercial Task Lighting
- Back of House, Office, Healthcare, and Educational
- Hospitality, Grocery, Retail, Storage Facilities
- Stairwell, Hallway, Restroom, Under/Over Cabinet, Cove, Displays
- Virtually anywhere traditional fluorescent strips were used



Highlights



Clean and modern design with easy simple installations for mounting alongside access to the wires and drivers of the fixture.



Our Ultra thin end caps provide the best for a premium seamless linkable configuration of fixtures.

Load Information

Input Voltage	120-347Vac
Power Factor	>0.9
THD	<20%
Low Temp Start	-20°C (-4°F)
Max Temp	50°C (122°F)
Unit Weight	2ft 2.4 lbs per unit 4ft 4.6 lbs per unit 8ft 9 lbs per unit

Shipping Information

Item	Weight	Box Qty.
2ft	17.6 lbs	6 per case
4ft	31 lbs	6 per case
8ft	55 lbs	6 per case

Lumen Maintenance

Housing Type	Ambient Temperature	TM-21 Lumen Maintenance (50,000 hours)	Theoretical L70 (hours)
2'	25°C	>89.2%	50,000
4'	25°C	>89.2%	50,000
8'	25°C	>89.2%	50,000

Dimensions

2 Ft Profile | E6SLB1020D2-83550 | **Motion Sensor** E6SLB1020D2M-83550
4 Ft Profile | E6SLB3545D4-83550 | **EM Battery** E6SLB3545D4E-83550 | **Motion Sensor** E6SLB3545D4M-83550
8 Ft Profile | E6SLB6590D8-83550 | **EM Battery** E6SLB6590D8E-83550 | **Motion Sensor** E6SLB6590D8M-83550



Model Ordering Number

Series Prefix	Wattage	Model Options	Size	CRI	CCT
E6SLB	1020	D	4	8	3550
E6SLB Energetic LED Stairwell, Strip, & Surface Mount	1020 10/20W 3545 35/45W 6590 65/95W	D 0-10V Dimmable E Emergency Battery M Motion Sensor	2 2ft 4 4ft 8 8ft	8 80 CRI	3550 3500K, 4000K, 5000K

Ordering Examples:

1. For E6SLB 1020 Watt 4 ft.	Model#: E6SLB3545D4-83550
2. For E6SLB 1020 Watt 4 ft. + Emergency Battery	Model#: E6SLB3545D4E-83550

STOCK ORDER INFORMATION (anything with "*" qualify for low bay)

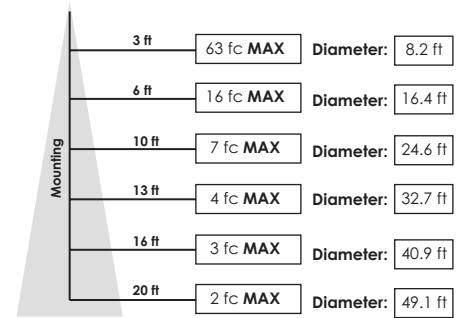
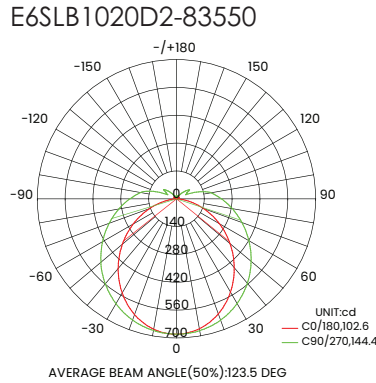
E6SLB 120-347V Models and 120-277V Motion Sensor or Emergency Battery options

Model Number	Order #	Wattage	LPW	Color Temp	Lumens	CRI	Voltage	Dimming	DLC	Pallet Qty
E6SLB1020D2-83550	30189	10W	132	3500K	1320LM	80+	120-347V	0-10V	DLC 5.1	TBA
			133	4000K	1400LM					
			134	5000K	1300LM					
		15W	140	3500K	2002LM					
			143	4000K	2145LM					
			143	5000K	1985LM					
		20W	130	3500K	2680LM					
			132	4000K	2860LM					
			135	5000K	2700LM					
E6SLB1020D2M-83550	30197	10/15/20W	135	3500/4000/5000K	1300LM 2000LM 2700LM	80+	120-277V	0-10V	DLC 5.1	TBA
E6SLB3545D4-83550	30192	35W	132	3500K	4560LM	80+	120-347V	0-10V	DLC 5.1	TBA
			133	4000K	4690LM					
			134	5000K	4522LM					
		40W	140	3500K	5200LM					
			143	4000K	5400LM					
			143	5000K	5400LM					
		45W	130	3500K	5861LM					
			132	4000K	6101LM					
			135	5000K	5972LM					
E6SLB3545D4E-83550	30195	35/40/45W	135	3500/4000/5000K	4550LM 5200LM 5850LM	80+	120-277V	0-10V	DLC 5.1	TBA
E6SLB3545D4M-83550	30198	35/40/45W	135	3500/4000/5000K	4550LM 5200LM 5850LM	80+	120-277V	0-10V	DLC 5.1	TBA
E6SLB6590D8-83550	30193	65W	132	3500K	8190LM	80+	120-347V	0-10V	DLC 5.1	TBA
			133	4000K	8515LM					
			134	5000K	8255LM					
		75W	140	3500K	9450LM					
			143	4000K	10125LM					
			143	5000K	9675LM					
		90W	130	3500K	11700LM					
			132	4000K	12240LM					
			135	5000K	11944LM					
E6SLB6590D8E-83550	30196	65/75/90W	135	3500/4000/5000K	8450LM 9750LM 117000LM	80+	120-277V	0-10V	DLC 5.1	TBA
E6SLB6590D8M-83550	30199	65/75/90W	135	3500/4000/5000K	8450LM 9750LM 117000LM	80+	120-277V	0-10V	DLC 5.1	TBA

PHOTOMETRIC DATA

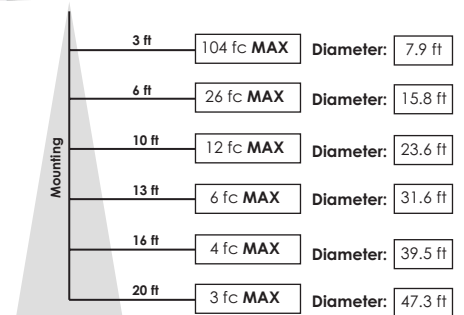
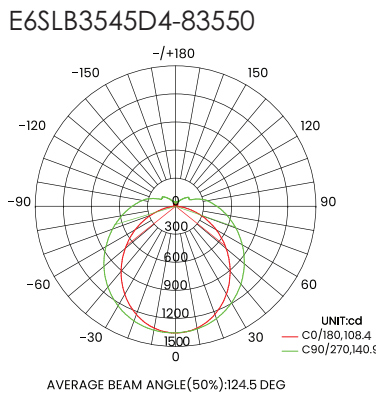
Model: E6SLB1020D2-83550
 Test Report: E6SLB1020D2-83550.ies
 CCT: 5000K
 Lamp Type: LED
 Lumens: 2595 LM
 Input Watts: 20 W
 Efficacy: 135 LM/W

Lumen Intensity Graph:




Model: E6SLB3545D4-83550
 Test Report: E6SLB3545D4-83550.ies
 CCT: 3500K
 Lamp Type: LED
 Lumens: 5600 LM
 Input Watts: 45 W
 Efficacy: 135 LM/W

Lumen Intensity Graph:



Accessories

JBCP | Decorative round J-box cover plate



EZLBK | support bracket (for suspension mounting)



Accessories	Optional Accessories		
	Model Number	Order #	Description
	JBCP	30037	Decorative round J-box cover plate
	EZLBK	30100	Support Bracket for suspension mounting