



PROJECT NAME: _____ CAT. #: _____
 NOTES: _____ FIXTURE SCHEDULE: _____

LED High Bay Linear HL Series Gen 3



Description:

The HL3 LED Highbay Linear Series Gen 3 offers industry leading efficacy (150lm/W), customizability with CCT select switch (4000K & 5000K) and scalability with a Wattage select model, for high ceiling applications such as warehouses, distribution centers, manufacturing facilities and big box retailers. This premium compact highbay covers a wide range of applications with 11,000 lumens at just 1.5 ft length, all the way up to 40,000 lumens at 4 ft length. The product comes integrated with a sensor port for easy in-field plug and play sensor installation, compatible with Maxlite c-Max system (DLC NLC qualified), making it attractive for large utility rebates.

Features:

- V-hook and 40" knotted chain included in standard model
- On EM mode, the fixture output is a minimum of 2200lm for 90 minutes, when fully charged
- Field Wattage and CCT Selectable available on 105W
- CCT Selectable available on all wattages. Fixtures are set to 5000K as a default factory setting
- UL Listed for damp settings

Controls Ready:

MaxLite's new Controls Ready (CR) fixtures allows for quick and easy in-field installation (plug and play) of controls. Simply purchase any CR fixture and the required Controls Node and you're all set! See the accessory table for all controls options available for this fixture.

Universal Voltage Ordering Information

FAMILY	-	WATTAGE SELECTABLE	VOLTAGE	LENS	-	CCT	CONTROLS READY	BBU	CORDS & PLUGS
HL3		105W= 78W/ 92W/ 105W	U= 120-277V	F= Frosted		CS= Color Selectable 4000K/5000K	CR= Controls Ready	[BLANK]= None * EM= Emergency Back Up	BLANK= None -C= Cord -C1= 10-FT 3 Wire Cord W 5-15P (120V, 15A) -C2= 10-FT 3 Wire Cord W L7-15P (277v, 15A)
		WATTAGE							
		078= 78W							
		115= 115W							
		135= 135W							
		155= 155W							
		185= 185W							
		230= 230W							
	270= 270W								

*Contact Maxlite if Cord and Plug options are required for Emergency Back Up units. Driver transient protection is 2.5KV. If additional 10KA surge protection is required, contact Maxlite.

High Voltage Ordering Information

FAMILY	-	WATTAGE SELECTABLE	VOLTAGE	LENS	-	CCT	CONTROLS READY	CORDS & PLUGS
HL3		135= 135W	H= 347-480V	F= Frosted		CS= Color Selectable 4000K/5000K	CR= Controls Ready	BLANK= None -C= Cord -C3= 10-FT 3 Wire Cord W L24-20P (347V, 20A) -C4= 10-FT 3 Wire Cord W L8-20P (480V, 20A)
		155= 155W						
		230= 230W						
		270= 270W						

Driver transient protection is 2.5KV. If additional 10KA surge protection is required, contact Maxlite.



10-year standard warranty with labor allowance (further details available at www.maxlite.com/warranties)

Warranty Limitations: Product must be rated for application per the Product Data Sheet (PDS); operated ≤16 hrs; in ambient temperatures -4°F to 77°F. If ambient temperatures fall outside the -4°F to 77°F range, product is warranted for 5 years according to the operating temperature range specified on the PDS. Up to \$25/unit; registration required. Additional coverage may be available for purchase; contact MaxLite. Excludes EM/MS versions; component warranty applies.



LED High Bay Linear HL Series Gen 3

Stocked Items

ORDER CODE	MODEL NUMBER	DLC PRODUCT ID	PRIMARY USE DESIGNATION	CLASSIFICATION
108430	HL3-078UF-CSCR	S-1WEYOB	High-Bay Luminaires for Commercial and Industrial Buildings	Premium
108431	HL3-105WUF-CSCR	S-103HUD	High-Bay Luminaires for Commercial and Industrial Buildings	Premium
108432	HL3-115UF-CSCR	S-3704JU	High-Bay Luminaires for Commercial and Industrial Buildings	Premium
108433	HL3-135UF-CSCR	S-S10ZA9	High-Bay Luminaires for Commercial and Industrial Buildings	Premium
108434	HL3-155UF-CSCR	S-09ZIOX	High-Bay Luminaires for Commercial and Industrial Buildings	Premium
110072	HL3-185UF-CSCR	S-U3AQCY	High-Bay Luminaires for Commercial and Industrial Buildings	Premium
108435	HL3-230UF-CSCR	S-4DX093	High-Bay Luminaires for Commercial and Industrial Buildings	Premium
108436	HL3-270UF-CSCR	S-KW9IOQ	High-Bay Luminaires for Commercial and Industrial Buildings	Premium
108440	HL3-135HF-CSCR	S-XQGU68	High-Bay Luminaires for Commercial and Industrial Buildings	Premium
108441	HL3-155HF-CSCR	S-F6MJXY	High-Bay Luminaires for Commercial and Industrial Buildings	Premium
108442	HL3-230HF-CSCR	S-GHQVF9	High-Bay Luminaires for Commercial and Industrial Buildings	Premium
108443	HL3-270HF-CSCR	S-C4RUO2	High-Bay Luminaires for Commercial and Industrial Buildings	Premium

Accessories (SOLD SEPARATELY)

ORDER CODE	MODEL NUMBER	DESCRIPTION	IMAGE	
108810	HL3-PMKIT1 *	PIPE MOUNT KIT FOR 1.5FT HL3 78W, 105W, 115W (0.89" hole diameter)		
108811	HL3-PMKIT2 *	PIPE MOUNT KIT FOR 2FT/4FT HL3 135W, 155W, 185W, 230W, 270W (0.89" hole diameter)		
108812	HL3-SMKIT	SURFACE MOUNT KIT FOR HL3		
108814	HL3-WGW1**	WIREGUARD FOR 1.5FT HL3 78W, 105W, 115W		
108815	HL3-WGW2**	WIREGUARD FOR 2FT HL3 135W		
108816	HL3-WGW3**	WIREGUARD FOR 2FT HL3 155W, 185W		
108829	HL3-WGW4**	WIREGUARD FOR 4FT HL3 230W, 270W		
109414	HL3-WGWS1	WIRE GUARD COMPATIBLE WITH SENSOR - FOR 1.5FT HL3 78W, 105W, 115W WHITE FINISH		
109415	HL3-WGWS2	WIRE GUARD COMPATIBLE WITH SENSOR - FOR 2FT HL3 135W WHITE FINISH		
109416	HL3-WGWS3	WIRE GUARD COMPATIBLE WITH SENSOR - FOR 2FT HL3 155W, 185W WHITE FINISH		
109417	HL3-WGWS4	WIRE GUARD COMPATIBLE WITH SENSOR - FOR 4FT HL3 230W, 270W WHITE FINISH		
74138	MLCHKLSU15	Y CABLE WITH GRIPPER CINCH AND TOGGLES 15'		
c-Max Basic				
105567	CN-REMOTE	Control Node Remote Control		
105565	CN-RDMSW	Control Node Round, PIR Motion Sensor/Photocell, White, IP66		
c-Max Network				
108392	WNS5-W	Network Controls (Bluetooth) 5 Button Wall Switch White		
105905	NN-RDMSW	Network Node Round, PIR Motion Sensor, Daylight Harvesting, White, IP66		
106391	NN-RDW	Network Node Round, White, IP66		
106318	NPP-300W	120-277V Network Power Pack 300W Max		

*HL3-PMKITx is not compatible with EM
 **Wireguards and NN-RDxxx sensors can't be installed together.

Control Features

CONTROL OPTION	TECHNOLOGY	DIMMING	DAYLIGHT HARVESTING	REMOTE CONTROL	SPEC SHEET LINK
CN-RDMSW	PIR motion sensing, Photoelectric	Bi-Level	Continuous Adjustment Mode (CAM)	CN-REMOTE	
NN-RDMSW	PIR motion sensing, Photoelectric & Bluetooth networking	Bi-Level	Continuous Adjustment Mode (CAM)	c-Max App (iPhone or Android)	
NN-RDW	Bluetooth networking	N/A	N/A	c-Max App (iPhone or Android)	



LED High Bay Linear HL Series Gen 3

Specifications	HL3-078	HL3-105W			HL3-115
Length	1.5ft	1.5ft			1.5ft
Nominal Wattage (W)	78	78*	92	105	115
Lumens Delivered (lm)	11,700, 11,778**	11700, 11,778**	13,800, 13,892	15,750, 15,855	17,250, 17,365**
Nominal Efficacy (lm/W)	150				
CCT	4000K, 5000K**				
CRI	>80				
L70 Lifetime (Hours)	100,000 hrs				
Dimming Technology	0-10V				
Dimming Range	10-100%				
Input Voltage	120-277V				
Power Factor	>0.9				
Surge Protection	2.5KV (If additional 10KA surge protection is required, contact Maxlite)				
Diffuser	Polymethyl Methacrylate				
Humidity	10% to 80% RH Non-Condensing				
Operating Temperature	-4°F to 122°F (-20°C to 50°C), except EM models For EM model: 50°F to 104°F (10°C to 40°C)				
Qualifications	DLC Premium Listed, UL Listed, RoHS				
Warranty	10 years				

*Factory default wattage/CCT is 78W/5000K.

**Factory default CCT is 5000K

Specifications	HL3-135	HL3-155		HL3-185
Length	2ft	2ft		2ft
Nominal Wattage (W)	135	155		185W
Lumens Delivered (lm)	20,250, 20,385**	23,250, 23,405**		27750, 27930**
Nominal Efficacy (lm/W)	150			
CCT	4000K, 5000K**			
CRI	>80			
L70 Lifetime (Hours)	100,000 hrs			
Dimming Technology	0-10V			
Dimming Range	10-100%			
Input Voltage	120-277V, 347-480V			120-277V
Power Factor	>0.9			
Surge Protection	2.5KV (If additional 10KA surge protection is required, contact Maxlite)			
Diffuser	Polymethyl Methacrylate			
Humidity	10% to 80% RH Non-Condensing			
Operating Temperature	-4°F to 122°F (-20°C to 50°C), except EM models For EM model: 50°F to 104°F (10°C to 40°C)			
Qualifications	DLC Premium Listed, UL Listed, RoHS			
Warranty	10 years			

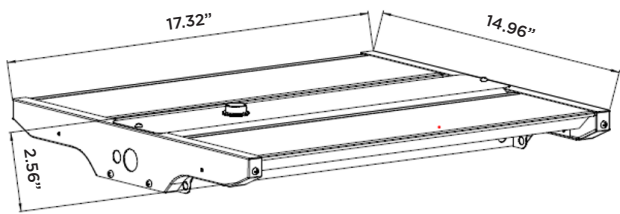
**Factory default CCT is 5000K

LED High Bay Linear HL Series Gen 3

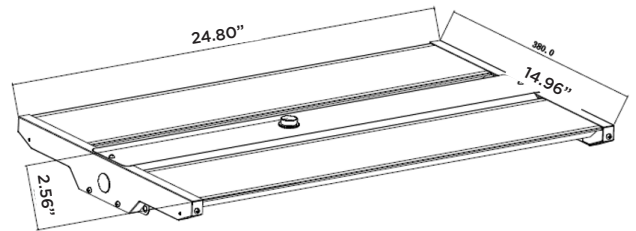
Specifications	HL3-230	HL3-270
Length	4ft	4ft
Nominal Wattage (W)	230	270
Lumens Delivered (lm)	34,500, 34,730**	40,500, 40,770**
Nominal Efficacy (lm/W)	150	
CCT	4000K, 5000K**	
CRI	>80	
L70 Lifetime (Hours)	100,000 hrs	
Dimming Technology	0-10V	
Dimming Range	10-100%	
Input Voltage	120-277V, 347-480V	
Power Factor	>0.9	
Surge Protection	2.5KV (If additional 10KA surge protection is required, contact Maxlite)	
Diffuser	Polymethyl Methacrylate	
Humidity	10% to 80% RH Non-Condensing	
Operating Temperature	-4°F to 122°F (-20°C to 50°C), except EM models For EM model: 50°F to 104°F (10°C to 40°C)	
Qualifications	DLC Premium Listed, UL Listed, RoHS	
Warranty	10 years	

**Factory default CCT is 5000K

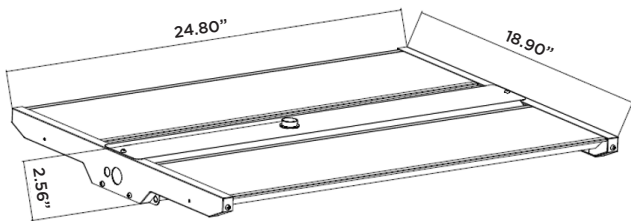
Dimensions



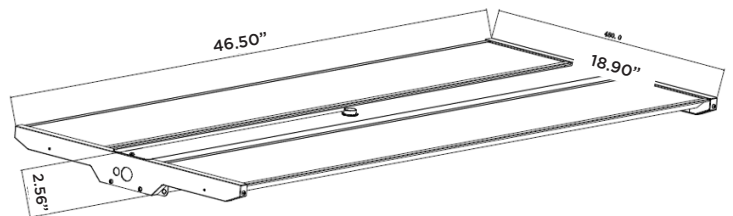
1.5FT - 78W/105W/115W



2FT - 135W



2FT - 155W, 185W

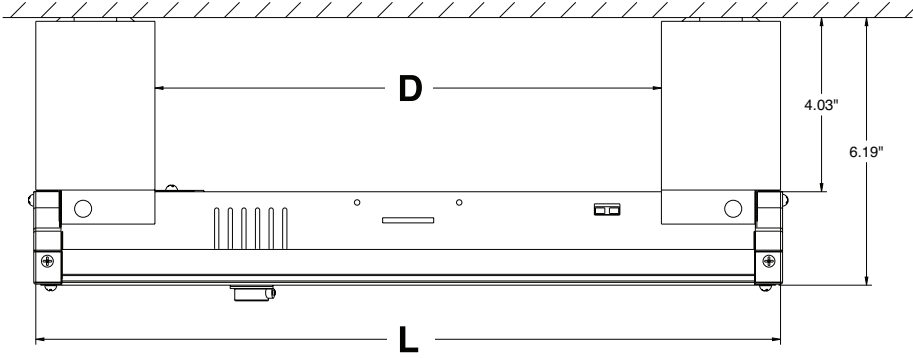


4FT - 230W/270W

LED High Bay Linear HL Series Gen 3

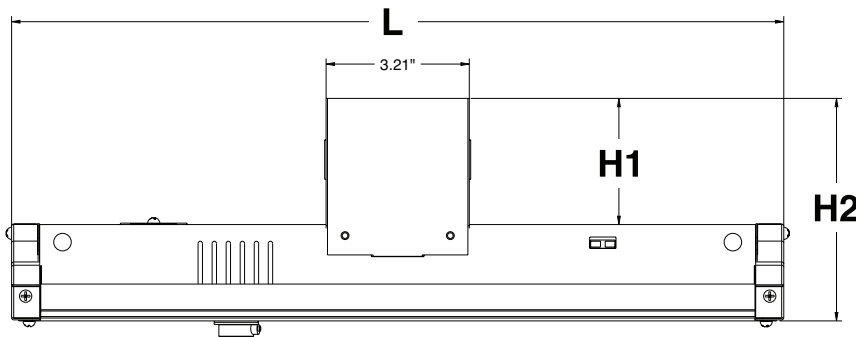
Dimensions

Surface Mount Kit



	LENGTH OF FIXTURE (L)	INNER DISTANCE BETWEEN THE 2 SMK BRACKETS (D)
1.5FT - 78W/105W/115W	17.32"	11.72"
2FT - 135W	24.80"	19.20"
2FT - 155W, 185W	24.80"	19.20"
4FT - 230W/270W	46.50"	40.89"

Pipe Mount Kit



	LENGTH OF FIXTURE (L)	HEIGHT FROM TOP OF THE PMK BRACKET TO THE TOP OF THE HOUSING (H1)	HEIGHT FROM TOP OF THE PMK BRACKET TO THE BOTTOM OF THE HOUSING (H2)
1.5FT - 78W/105W/115W	17.32"	2.83"	4.99"
2FT - 135W	24.80"	2.72"	4.88"
2FT - 155W, 185W	24.80"	2.72"	4.88"
4FT - 230W/270W	46.50"	2.72"	4.88"