

EXIT LIGHTS

FEATURES:

- High impact UV stabilized flame rated thermoplastic housing UL94 V-0
- 120V or 277V AC input
- Nickel Cadmium (NiCad) battery meets UL 90 minute emergency lighting requirement
- Test switch and AC-On indicator included
- Wall or ceiling mount capabilities, canopy included
- Single or double face with removable chevrons
- Combo heads adjustable
- Self Diagnostic option available
- Operating temperatures 20°C-30°C (EXT-RW 10-40°C), EXC-RSQWRC (20-30°C)
- White finish standard, Black available as special order
- AC versions available as special order

CERTIFICATIONS:

- UL924 Listed for Damp Locations (DL), WL suffix = listed for Wet Locations

WARRANTY:

5-year standard warranty* (further details available at www.maxlite.com/warranties)

*Product may be eligible for a warranty extension to 10 years, for an additional fee. Contact MaxLite for details.









EX-RW



EXC-GW

ORDERING INFORMATION:

PRODUCT IMAGE	ORDER NUMBER	MODEL	DESCRIPTION	PERFORMANCE
	14101486	EX-RW	EXIT, THERMOPLASTIC, RED LETTERS, BATTERY BACKUP	1.78/1.88W (120/277V) draw
	14101486	EX-RWRC	EXIT, THERMOPLASTIC, RED LETTERS, REMOTE HEAD CAPABLE*, BATTERY BACKUP	3.6/4.14W (120/277V) draw, up to 2 additional remote heads
	105541	EXT-RW	THIN EXIT, THERMOPLASTIC, RED LETTERS, BATTERY BACKUP	1.43/1.51W (120/277V) draw
	14101487	EX-GW	EXIT, THERMOPLASTIC, GREEN LETTERS, BATTERY BACKUP	2.46W (120/277V) draw
	103368	EX-GWRC	EXIT, THERMOPLASTIC, GREEN LETTERS, REMOTE HEAD CAPABLE*, BATTERY BACKUP	3.28/3.81W (120/277V) draw, up to 2 additional remote heads
	105542	EXT-GW	THIN EXIT, THERMOPLASTIC, GREEN LETTERS, BATTERY BACKUP	1.43/1.51W (120/277V) draw

*Please see below for compatibility chart

EXIT LIGHTS

ORDERING INFORMATION:

PRODUCT IMAGE	ORDER NUMBER	MODEL	DESCRIPTION	PERFORMANCE
	14101488	EXC-RW	EXIT & EMERGENCY COMBO, THERMOPLASTIC, RED LETTERS, BATTERY BACKUP	63 lumens per head, 5/4.8W draw (120/277V)
	103370	EXC-RWRC	EXIT & EMERGENCY COMBO, THERMOPLASTIC, RED LETTERS, REMOTE HEAD CAPABLE*, BATTERY BACKUP	63 lumens per head, 5/4.8W draw (120/277V), up to 2 additional remote heads
	105543	EXTC-RW	THIN EXIT & EMERGENCY COMBO, THERMOPLASTIC, RED LETTERS, BATTERY BACKUP	62 lumens per head 1.66/1.85W (120/277V) draw
	108282	EXC-RSQWRC	EXIT EMERGENCY COMBO, THERMOPLASTIC, RED LETTERS, SQUARE HEADS, WHITE, REMOTE HEAD CAPABLE, BATTERY BACKUP	41 lumens per head
	14101489	EXC-GW	EXIT & EMERGENCY COMBO, THERMOPLASTIC, GREEN LETTERS, BATTERY BACKUP	63 lumens per head, 3.9W draw (120/277V)
	103371	EXC-GWRC	EXIT & EMERGENCY COMBO, THERMOPLASTIC, GREEN LETTERS, REMOTE HEAD CAPABLE*, BATTERY BACKUP	63 lumens per head, 3.9W draw (120/277V), up to 2 additional remote heads
	105544	EXTC-GW	THIN EXIT & EMERGENCY COMBO, THERMOPLASTIC, GREEN LETTERS, BATTERY BACKUP	62 lumens per head 1.66/1.85W (120/277V) draw

*Please see below for compatibility chart

SPECIAL ORDER QUICK SHIP ITEMS:










PRODUCT IMAGE	ORDER NUMBER	MODEL	DESCRIPTION	PERFORMANCE
	105935	EX-RWSD	EXIT, THERMOPLASTIC, RED LETTERS, SELF DIAGNOSTIC, BATTERY BACKUP	264 lumens per head, 1.78/1.88W (120/277V) draw
	106238	EX-RW2WL	EXIT, THERMOPLASTIC, RED LETTERS DOUBLE SIDED, WET-LOCATION, BATTERY BACKUP	1.78/1.88W (120/277V) draw, WL housing 12 5/8" x 8 1/8" x 2 1/2"
	109740	EX-RW-WL	EXIT, THERMOPLASTIC, RED LETTERS DOUBLE SIDED, WET-LOCATION, BATTERY BACKUP	1.78/1.88W (120/277V) draw, WL housing 12 5/8" x 8 1/8" x 2 1/2"

ACCESSORIES:

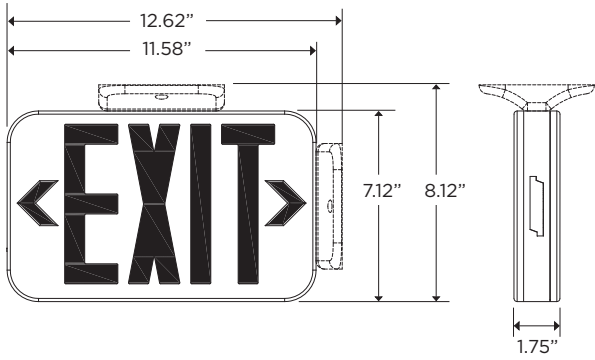
PRODUCT IMAGE	ORDER NUMBER	MODEL	DESCRIPTION	PERFORMANCE
	105538	EM-WG	Emergency/Exit Wire Guard	16"x14"x7", hardware for internal wall mounting included, 2 required for combos (EXC)

EXIT LIGHTS

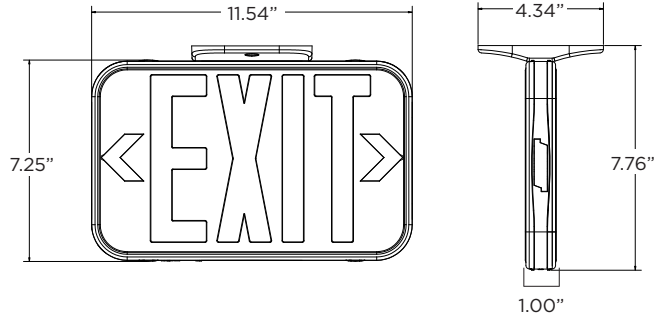
REMOTE HEAD COMPATABILITY:

REMOTE HEADS	EXIT LIGHTS # OF REMOTE HEADS SUPPORTED				
	 EX-GWRC	 EXC-GWRC	 EX-RWRC	 EXC-RWRC	 EXC-RSQWRC
 ERI-SW	2	2	2	2	2
 ERI-2HW	1	1	1	1	1
 ERO-SW	2	2	2	2	2
 ERO-2HW	1	1	1	1	1

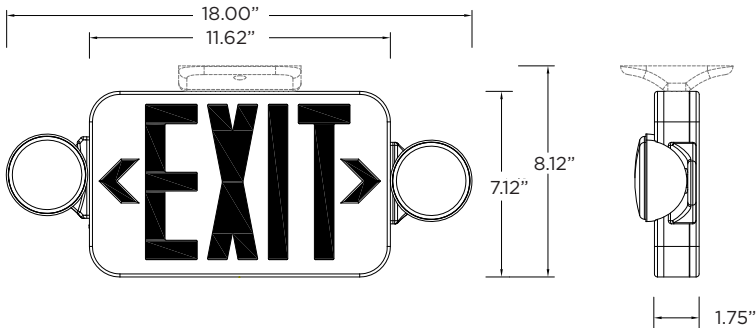
EXIT LIGHTS



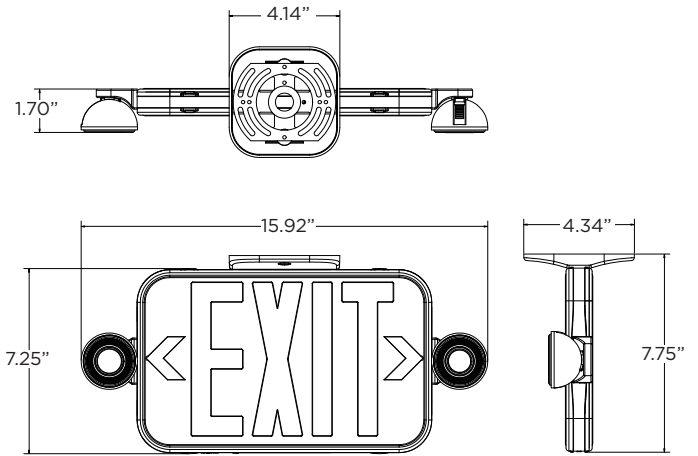
EX-RW & EX-GW




EXT-RW



EX-Series



EXT-Series



EXC-RSQWRC