

RESIDENTIAL DOWNLIGHT RETROFIT 120-277V - CCT SELECTABLE



PRODUCT DESCRIPTION:

Constructed with a high-efficacy LED array, the Downlight Residential Retrofit series features an optical diffuser that produces high lumen transmission and even illumination. The fixtures are suitable for wet locations; available in 90 CRI with CCT selectability that includes 2700K/3000K/3500K/4000K/5000K. They are the economical solution for consumers looking to reduce energy costs.



FEATURES:

- 2700K/3000K/3500K/4000K/5000K CCT Selectable
- Beam Angle: 95°
- High CRI: ≥90
- Toolless installation

DIMMING:

- 120-277V option available with 120V triac dimming (10%)

MOUNTING:

- RR4 model fits into 4" housings
- RR6 model fits into 5" and 6" housings
- E26 screw-base connector included

CONSTRUCTION:

- Stamped steel housing
- Plastic lens

LISTINGS:

- ETL listed for Wet Locations, Indoor
- ENERGY STAR Certified
- Supports T24 Part 6 high efficacy lighting requirements

WARRANTY:

5-year standard warranty (further details available at www.maxlite.com/warranties) Product may be eligible for a warranty extension to 10 years, for an additional fee. Contact MaxLite for details.

ORDERING STRUCTURE

FAMILY	SIZE	WATTAGE (NOMINAL)	VOLTAGE	CCT	FINISH
RR= Residential Downlights Retrofit	4= 4"	10= 10W	U= 120-277V, Triac Dimming	CS= 90 CRI, 2700K/3000K/3500K/4000K/5000K	W= White
	6= 5" 6"	13= 13W			

ORDER CODE

ORDER CODE	MODEL NUMBER	ENERGY STAR ID
104664	RR410UCSW	2362883
104666	RR613UCSW	2362884

COMPATIBLE DIMMERS

DIMMER BRAND	MODELS
LEVITON	6633-P, 6672
LUTRON	MACL-153M, SCL-153P, CTCL-153PDH-WH, DVWCL-153PH-WH

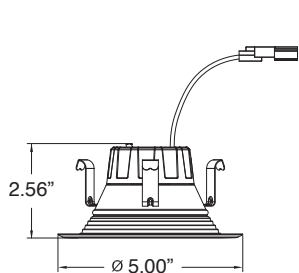
ACCESSORIES

MODEL #	ORDER CODE	DESCRIPTION	IMAGE
RR-STRIM4	105298	4", Silver Baffle Trim	
RR-STRIM6	105299	6", Silver Baffle Trim	
RR-BTRIM4	105300	4", Bronze Baffle Trim	
RR-BTRIM6	105301	6", Bronze Baffle Trim	
RR-LTRIM4	105302	4", Black Baffle Trim	
RR-LTRIM6	105303	6", Black Baffle Trim	

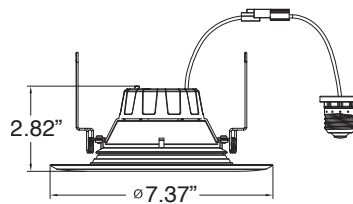
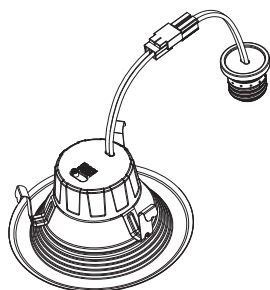
SPECIFICATIONS

	RR410UCSW	RR613UCSW
	DETAILS	
Nominal Wattage (W)	10	13
Lumens Delivered (lm, 2700K)	650	1000
Equivalency	40W INC	75W INC
Efficacy (lm/W)	65	77
Beam Angle	95°	
CRI	≥90	
Color Temperature (K)	2700K/3000K/3500K/4000K/5000K	
L70 Lifetime (Hrs)	≥50,000 Hrs	
Voltage	120-277V, Triac Dimming, 10%	
Power Factor	≥0.90	
Housing	Stamped Steel	
Lens	Plastic	
Mounting	Retrofits into 4" housings	Retrofits into 5" and 6" housings
Operating Temperature	-4°F to 104°F	
Listings	ENERGY STAR, Title 24, cULus, FCC, IC Rated	
Environment	Wet locations, Indoor	
Warranty	5 years	

PRODUCT DIMENSIONS:



RR4 4"



RR6 5" | 6"

