



LNS™ Series

CCT Adjustable LED Narrow Strip



DESCRIPTION

The Globalux LNS™ Series LED Narrow Strip delivers industry-leading performance with deep energy savings and continuous dimming. Low profile design offers easy handling and storage. This versatile luminaire produces energy-efficient, comfortable illumination for a myriad of applications. Excellent for general utility applications: Parking garage, warehouses, offices, restrooms, storage units, stairwells.

LNS Series

- 24" Housing**
17W (2,210 Lumens)
- 48" Housing**
26W (3,380 Lumens)
34W (4,420 Lumens)
45W (5,850 Lumens)
- 96" Housing**
55W (7,150 Lumens)
90W (11,700 Lumens)

Specification Features



Construction

Rugged Construction, solid die formed, cold-rolled steel housing. All fixture surfaces are powder coated after fabrication. Frosted acrylic diffusers provide even consistent light while reducing glare. Lens design and materials provide uniform appearance without pixelation.

Qualifications

All luminaires are built to UL 1598 and 2108 standards, and bear appropriate ETL labels. Damp location labeling is standard. Emergency equipped fixtures labeled UL924. Adheres to LM70, LM80, and TM21 industry standards. DesignLights Consortium® (DLC) qualified product. Not all product variations listed are DLC qualified. Please visit the DLC Qualified Products List at www.designlights.org/QPL to confirm which models are qualified.

Warranty

5-year Limited Warranty. See warranty documentation for more information.

Electrical

Equipped standard with 0-10V continuous dimming driver that works with any standard 0-10V control/dimmer. Long-Life LED's 60,000 hours at L80 with projected life over 100,000 hours for reduced life cycle maintenance costs. Standard CCT switch to adjust from 3000K, 4000K or 5000K.

Installation

Suitable for surface mounting, suspension, or stem mounting, individually or in continuous rows.

Options

Optional On/Off or Bi-Level Motion Sensor, high voltage transformers, emergency battery backups, whips and cords.

- Rated Life 60,000 hours
- Limited Warranty 5-years
- Efficacy Up to 130 LPW
- Continuous Dimming



Quick Ship/ DLC Listed

- LNS-2-17-MVD-830/40/50
- LNS-4-26-MVD-830/40/50
- LNS-4-34-MVD-830/40/50
- LNS-4-45-MVD-830/40/50
- LNS-8-55-MVD-830/40/50
- LNS-8-90-MVD-830/40/50

Ordering Information

Example Model Number: LNS-4-26-MVD-830/40/50

LNS	4	26	MVD	8	30/40/50
Series LNS CCT Adjustable LED Narrow Strip	Length 2- 24" Length ² 4- 48" Length ² 8- 96" Length ²	Rated Wattage 24" Housing 17-17W (2,210 Lumens) ² 48" Housing 26- 26W (3,380 Lumens) ² 34- 34W (4,420 Lumens) ² 45- 45W (5,850 Lumens) ² 96" Housing 55- 55W (7,150 Lumens) ² 90- 90W (11,700 Lumens) ²	Driver Type MVD-120-277V; 0-10V Dimming ² HVD-347-480V,0-10V Dimming ¹	CRI 8 80+ CRI ²	Color Temp 30/40/50- 3000K, 4000K, 5000K Adjustable
Options					
		Emergency Backup EML8 800lm EML16 1600lm	Control MOS- Integral Microwave Sensor, On/Off OS- Fixture Mounted Occupancy Sensor, On/Off MOSB- Integral Bi-Level Microwave Sensor MOSB-FM- Fixture Mounted Bi-Level Microwave Sensor OSBL- Fixture Mounted Occupancy Sensor, Bi-Level		Accessories FW3- 6' 3 Wire Fixture whip FW4- 6' 4 Wire Fixture Whip

Specifications and Dimensions subject to change without notice

Performance Summary

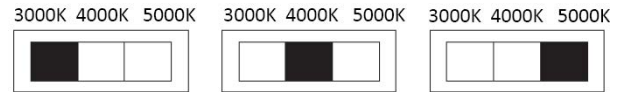
Input Voltage	120V-277V
Input Frequency	50/60 Hz
Rated Wattage	See Performance Table
Delivered Lumens	See Performance Table
Efficacy	> 130 LPW (typ.)
CRI	83+, R9 > 0
Available CCT ¹	3000K/4000K/5000K
Color Consistency ²	Adjustable 5-step MacAdam
Rated Life	Ellipse 60,000 hours
L70 ³	> 72,000 hours or > 45,000
Power Factor	>0.9
THD	< 20%
Dimming	0-10V Continuous (10-100%)
Operating Temp.	-20°C to 40°C

Configurations

CCT Adjustable Instructions

In order to switch Kelvin temperatures, flip the switch to the desired configuration.

COLOR TEMPERATURE ADJUSTMENT SETTING



Performance Data

Lens Type	Form Factor	Catalog No.	Rated Wattage (W)	Delivered Lumens	Efficacy (lm/W)
Frosted Acrylic Lens	2'	LNS-2-17-MVD-830/40/50	17W	2,210	130
		LNS-4-26-MVD-830/40/50	26W	3,380	130
	4'	LNS-4-34-MVD-830/40/50	34W	4,420	130
		LNS-4-45-MVD-830/40/50	45W	5,850	130
	8'	LNS-8-55-MVD-830/40/50	55W	7,150	130
		LNS-8-90-MVD-830/40/50	90W	11,700	130

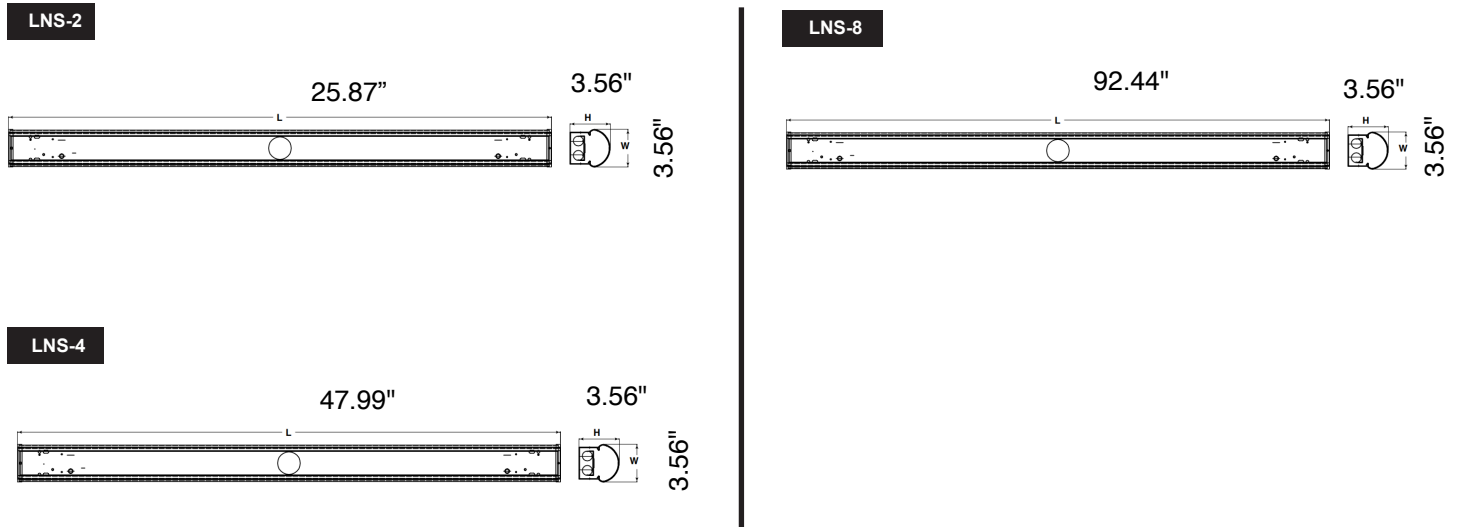
NOTES:

- Made to order items. Minimum 90 day lead time. Minimum 500 order quantity.
- DLC Listed
- DLC Premium Listed
- Quick ship:3000K,4000K 5000K. Other CCTs may require a lead time or be special order
- Typical color consistency. May vary or be changed.
- L70 hours calculated based on LED package manufacturer LM80 report and ISTMT report of LED in luminaire. Stated values are for select catalog numbers. Contact manufacturer for detailed information



Specifications and Dimensions subject to change without notice

Product Dimensions



Photometric Data

LNS-4-26-MVD-830/40/50 Tested in accordance to IESNA LM-79

[Polar Candela Curve](#)

[Zonal Lumen Summary](#)

[Coefficients of Utilization](#)

Effective Floor Cavity Reflectance: 20%

Photometric Data Available Q2 2021

LNS-4-34-MVD-830/40/50 Tested in accordance to IESNA LM-79

[Polar Candela Curve](#)

[Zonal Lumen Summary](#)

[Coefficients of Utilization](#)

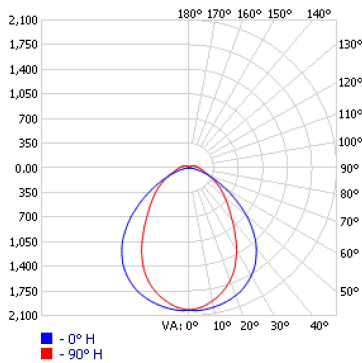
Effective Floor Cavity Reflectance: 20%

Photometric Data Available Q2 2021

Photometric Data

LNS-4-45-MVD-830/40/50 Tested in accordance to IESNA LM-79

Polar Candela Curve

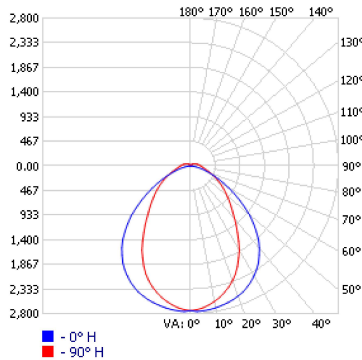


Zonal Lumen Summary

Zone	Lumens	% Luminaire
0-30	1,493.2	32%
0-40	2,332.4	50%
0-60	3,645.1	78.2%
60-90	748.6	16.1%
70-100	469.1	10.1%
90-120	211.9	4.5%
0-90	4,393.7	94.3%
90-180	266.5	5.7%
0-180	4,660.2	100%

LNS-8-55-MVD-830/40/50 Tested in accordance to IESNA LM-79


Polar Candela Curve



Zonal Lumen Summary

Zone	Lumens	% Luminaire
0-30	2,029.4	32%
0-40	3,169.9	50%
0-60	4,953.9	78.2%
60-90	1,017.4	16.1%
70-100	637.5	10.1%
90-120	288.0	4.5%
0-90	5,971.4	94.3%
90-180	362.3	5.7%
0-180	6,333.6	100%

Accessory Options



Cords and Whips

CS6-182-115P-WH	6' Cord 18/2 Nema 115P 120V White Finish
CS6-183-515P-BL	6' Cord 18/3 Nema 515P 120V Black Finish
CS6-183-183-BL	6' Cord 18/3 TO 18/3 SJT ENDS Black Finish
CS6-183-L515P-BL	6' Cord 18/3 Nema L515P(Twist Locking) 120V Black Finish
CS6-183-L615P-BL	6' Cord 18/3 Nema L715P(Twist Locking) 240V Black Finish
CS6-183-L715P-BL	6' Cord 18/3 Nema L715P(Twist Locking) 277V Black Finish
CS12-183-183-BL	12' Cord 18/3 TO 18/3 SJT ENDS Black Finish
CS12-183-L515P-BL	12' Cord 18/3 Nema L515P(Twist Locking) 120V Black Finish
CS12-183-L615P-BL	12' Cord 18/3 Nema L715P(Twist Locking) 240V Black Finish
CS12-183-L715P-BL	12' Cord 18/3 Nema L715P(Twist Locking) 277V Black Finish
FW3	6' 18/3 wire
FW4	6' 18/4 wire



© 2019 GlobaLux Lighting, LLC. All rights reserved. For informational purposes only. Reproduction in whole or part is prohibited without prior written consent of the copyright owner. The information presented in this document does not form part of any quotation or contract, is believed to be accurate and reliable and may be changed without notice. No liability will be accepted by the publisher for any consequences of its use. GlobaLux Lighting reserves the rights make changes in specification at any time without notice.