

Project:	Catalog #:	Type:
Prepared by:	Notes:	Date:

E5SLB

w/ ezCCT Field Selectable CCT
LED STAIRWELL, STRIP & SURFACE MOUNT
10-yr Warranty



*Optional emergency test switch shown.



OVERVIEW

Energetic Lighting's E5SLB stairwell, strip and surface mount series with our integral ezCCT field selectable CCT is suitable for use in a broad range of commercial and industrial applications. Utilizing today's latest innovative LED solutions and technologies, this series provides the perfect blend of design, flexibility, performance and reliability at a superior value to the customer.

An extremely versatile product thanks to its all purpose design and durable construction that consists of a steel housing with tool-less access to the driver and LED boards, ezCCT field selectable CCTs (3000K, 4000K, 5000K) provides SKU reduction and design flexibility for many tasks or applications. Integral occupancy and daylight harvesting sensor and emergency battery options also available.

The E5SLB is well suited for many renovation and new construction applications including stairwells, hallways, restrooms, storage areas, closets, warehouses, under canopy, etc. Providing quality all-purpose reduced glare illumination where needed with maximum energy savings.

KEY FEATURES

- ezCCT field selectable CCT - 3000K (std), 4000K & 5000K
- Designed for easy wall & surface mounting
- Multiple conduit knockouts on all four sides
- Full fixture length wiring access for installation flexibility
- High efficiency polymer diffusing lens for no pixelation
- Utilizes 0-10V* drivers as standard, dims to 15%
- 90.2% lumen maintenance @ 54,000 hours - L90/54,000 (per IES TM21)
- Projected L70 @ 181,000 hours (per IES TM21)
- Up to 4881 lms @ 140 LPW (4', 35W, 4000K)
- All configurations are DLC Premium qualified
- Optional occupancy & daylight harvesting sensors
- Optional integrated emergency battery pack

* 0-10V dimming control not available with occupancy sensor option

SPECIFICATIONS & FEATURES

Construction

Housing is made from die-formed steel for accurate and repeatable construction. All painted components are high reflectance white powder coat for improved optical performance and visual aesthetic. Contractor friendly design includes multiple knockouts on all four sides for easier installation, including end-to-end and thru-branch wiring. LED boards and drivers are easily accessed by removing the tool-less LED lens assembly or by removing the tool-less housing array. Housing designed for full fixture length wiring access for added installation flexibility.

Optics

Uniform horizontal and vertical illumination is achieved by the coupling of the LED platform with a performance reflector system and high efficiency curved extruded polymer diffusing lens that can be removed without tools. The optical system creates a soft and uniform visual appearance with no LED pixelation for superior visual comfort.

Electrical

Efficient long life LED platform is coupled with 50,000 hour rated drivers to help deliver optimal performance and quality illumination for the extended life of the luminaire. 90.2% LED lumen maintenance at 54,000 hours (L90/54,000) per IES TM21. Projected L70 @ 181,000 hours. Drivers are available for 120-277V applications and are 0-10V dimming compatible standard. Dims to 15%.

Emergency Battery Pack Option

Optional integral emergency battery pack is available in approximately 8-watts for 120-277V use to meet required life-safety requirements (40° C max ambient). The battery system provides 90-minutes of continuous power to the LED system for code compliance. Test switch and indicator light is located on the exterior length of the housing. Multiply the lumens per watt of the specified SKU by 8-watts of the battery pack for the approximate delivered lumens. (Ex. 135 LPW x 8-watts = 1080 lumens @ 4000K)

Compliance & Certification

All luminaires are built to UL1598 standards with appropriate UL/cUL labels. Suitable for damp location use. Emergency fixtures are labeled UL924 and are suitable for dry and damp location use. Can be applied in accordance with NFPA 101 requirements for means of egress illumination. Product must be applied and installed properly, including FC measurements to meet NFPA 101 requirements. Suitable for use in clothes closets when installed in accordance with the NEC 410.16 spacing requirements. Adheres to LM79, LM80 and TM21 industry standards for performance and lifetime calculations. DesignLights Consortium® (DLC) qualified product. Refer to DLC website at www.designlights.org/QPL to confirm which specific product configurations are qualified.

Warranty

The E5SLB series of luminaires ships with Energetic's 10-year standard warranty. (Terms & Conditions apply).

Load Information

Power Factor	0.95
THD	10%
Low Temp Start	-20° C
Max Temp	40° C
Unit Weight ¹	4.6 lbs (4')

1. Add 1.0 lbs/unit for emergency battery option.

Shipping Information

Size	Weight ^{1,2}	Pallet ³ (51" x 40" w x 80" h)
4'	5.4 lbs	144 per

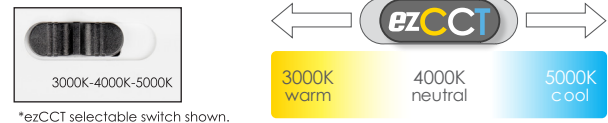
1. Add 1.0 lbs/unit for emergency battery option.
2. Case pack weighs 36 lbs (6 units/case pack).
3. There are 24 case packs per pallet.

Lumen Maintenance

Ambient Temperature	TM-21 Lumen Maintenance (54,000 hours)	Theoretical L70 (Hours)
25° C	> 90.2%	181,000

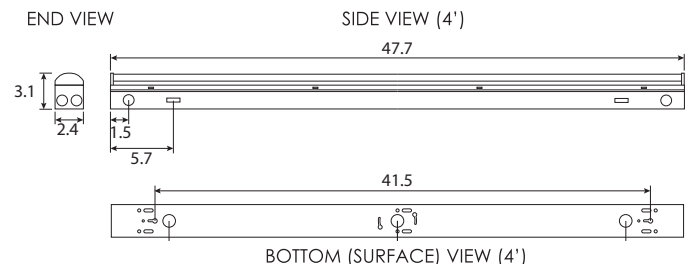
ezCCT Field Selectable CCT

ezCCT field selectable color temperature driver helps to provide added design flexibility and simplified SKU reduction and complexity. Access to the ezCCT driver is quick and easy without tools. Integrated switch toggles between 3000K, 4000K and 5000K (set to 3000K standard from the factory).



*ezCCT selectable switch shown.

Dimensions



STOCK ORDERING INFORMATION (ezCCT field selectable 3000K|4000K|5000K CCT, base fixture only)

Catalog Logic	Order #	Size	Lumens	Wattage	LPW	ezCCT	CRI	Voltage	Dimming	DLC	Pallet Qty
E5SLB35D4-83050 ¹	30116	4'	4502	34.9	129	3000K <small>(standard)</small>	85	120-277	0-10V ²	Premium	144
			4716		135	4000K					
			4881		140	5000K					

- Notes:
1. Installing contractor responsible for ensuring desired CCT is selected during installation.
2. 0-10V dimming driver standard, leads are capped from the factory, dims to 15%.

STOCK ORDERING INFORMATION (ezCCT field selectable 3000K|4000K|5000K CCT, w/ occupancy sensor option)

Catalog Logic	Order #	Size	Lumens	Wattage	LPW	ezCCT	CRI	Voltage	Dimming	DLC	Pallet Qty
E5SLB35D4M-83050 ^{1,2,3,4,5}	30098	4'	4502	34.9	129	3000K <small>(standard)</small>	85	120-277	Sensor Only ^{6,7}	Premium	144
			4716		135	4000K					
			4881		140	5000K					

- Notes:
1. Installing contractor responsible for ensuring desired CCT is selected and required occupancy sensor settings are set during installation.
2. Factory occupancy sensor settings are set via dip switches located internally on the sensor module (can be field adjusted, see instruction sheet for details).
3. Occupancy sensor factory defaults: 100% high & 30% low (60 minutes to off), standby time @ 10 seconds (no motion detected, dim to low), daylight sensor @ 30 lux (2.8 FC).
4. Max occupancy sensor height is 20' with a max detection radius of 26'.
5. ZUV700A001 (RC-100) hand-held remote accessory can reprogram factory settings from a max distance of 50' (must be ordered separately, see remote spec sheet for details).
6. Occupancy sensor is not compatible with 0-10V dimming.
7. Occupancy sensor lowest dim setting is 30% as limited by the driver (dip switches include a 10% setting which will dim to off if selected).

STOCK ORDERING INFORMATION (ezCCT field selectable 3000K|4000K|5000K CCT, w/ occupancy sensor & emergency battery pack option)

Catalog Logic	Order #	Size	Lumens	Wattage	LPW	ezCCT	CRI	Voltage	Dimming	DLC	Pallet Qty
E5SLB35D4ME-83050 ^{1,2,3,4,5,6}	30099	4'	4502 ⁷	34.9	129	3000K <small>(standard)</small>	85	120-277	Sensor Only ^{8,9}	Premium	144
			4716 ⁷		135	4000K					
			4881 ⁷		140	5000K					

- Notes:
1. Installing contractor responsible for ensuring desired CCT is selected and required occupancy sensor settings are set during installation.
2. Factory occupancy sensor settings are set via dip switches located internally on the sensor module (can be field adjusted, see instruction sheet for details).
3. Occupancy sensor factory defaults: 100% high & 30% low (60 minutes to off), standby time @ 10 seconds (no motion detected, dim to low), daylight sensor @ 30 lux (2.8 FC).
4. Max occupancy sensor height is 20' with a max detection radius of 26'.
5. ZUV700A001 (RC-100) hand-held remote accessory can reprogram factory settings from a max distance of 50' (must be ordered separately, see remote spec sheet for details).
6. The emergency battery system provides approximately 8-watts of continuous power to the LED system for code compliance (40° C max ambient).
7. Approximate delivered lumens in emergency mode: 8-watts x 135 LPW = 1080 lumens (4000K).
8. Occupancy sensor is not compatible with 0-10V dimming.
9. Occupancy sensor lowest dim setting is 30% as limited by the driver (dip switches include a 10% setting which will dim to off if selected).

ACCESSORIES (must be ordered separately)

Catalog Logic	Order #	Description
E5SL-JKIT ^{1,2}	30100	Joining bracket kit - plate & knockout connectors
JBCP	30037	Decorative round J-Box cover plate

- Notes:
1. Can be used for end-to-end connection for both surface & suspension mounting.
2. Suspension mounting hardware supplied by others.

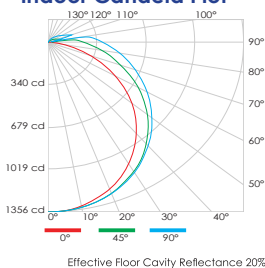
5000K, 35W PHOTOMETRIC DATA

Luminaire Data

Cat Logic: E5SLB35D4-83050
 Test Report: E5SLB35D4-83050-5K.IES
 CCT: 5000 (selectable)
 Lamp Type: LED
 Lumens: 4881
 Input Watts: 34.9
 Efficacy: 140
 Spacing: 0° = 1.24 90° = 1.32

Photometric values based on tests performed in compliance with LM-79.

Indoor Candela Plot



Zonal Lumen Summary

Zone	Lumens	% Luminaire
0-30	1062	21.8
0-40	1749	35.8
0-60	3172	65.0
0-90	4510	92.4
0-180	4881	100.0

Candlepower

Angle	0°	90°
0	1358	1358
5	1350	1355
10	1329	1342
15	1295	1318
20	1247	1287
25	1186	1247
30	1116	1198
35	1041	1143
40	950	1081
45	855	1014
50	757	943
55	651	870
60	545	796
65	433	721
70	321	649
75	211	576
80	110	508
85	31	443
90	0.6	382

Coefficients of Utilization

rc	80%				70%				50%				30%				10%				0%					
	70	50	30	10	70	50	30	10	50	30	10	50	30	10	50	30	10	50	30	10	50	30	10	50	30	10
0	117	117	117	117	114	114	114	114	107	107	107	101	101	101	95	95	95	92								
1	105	99	94	89	101	96	91	87	90	86	83	85	82	79	80	78	75	73								
2	94	85	78	71	91	83	76	70	78	72	67	73	68	64	69	65	62	59								
3	86	74	65	58	82	72	64	57	68	61	55	64	58	53	60	56	51	49								
4	78	65	56	49	75	63	55	48	60	52	47	57	50	45	54	48	44	41								
5	72	58	49	42	69	57	48	41	54	46	40	51	44	39	48	42	38	35								
6	66	52	43	36	64	51	42	36	48	41	35	46	39	34	43	38	33	31								
7	61	47	38	32	59	46	37	31	44	36	31	42	35	30	40	34	29	27								
8	57	43	34	28	55	42	34	28	40	33	27	38	31	27	36	30	26	24								
9	53	39	31	25	51	38	30	25	37	30	24	35	29	24	34	28	23	21								
10	50	36	28	23	48	35	28	23	34	27	22	33	26	22	31	25	21	19								