

FLOODMAX FM SERIES



FMS 20/30W



FMM 50/80W



FML 120W



FMX 200/310W



PRODUCT DESCRIPTION:

The FloodMax family of fixtures combines performance and design in a value package. It is available in 4 sizes and 7 wattages ranging from 20W-310W. The smaller sizes come with 1/2" threaded adjustable knuckle slipfitter or a trunnion. The larger sizes come with either a 2 3/8" adjustable knuckle slipfitter or a trunnion. Typical applications include general area lighting, facade, landscape as well as signage.

FEATURES:

- Trade Agreements Act (TAA) compliant product available - Contact MaxLite for details
- 2,500 to 40,000 lumens
- 120-277V 0-10V driver, 347-480V option (50W+ versions)
- Wide distribution standard (NEMA 6x6 or 7x7); Narrow distribution (NEMA 3x3) option
- CRI: >70
- Photo control (2 fixtures in one):
 - 120-277V button PC with removable cap included on 20-80W
 - NEMA twist lock receptacle with removable shorting cap included on 120-310W
- 10KV surge protection standard

CONSTRUCTION:

- Die cast aluminum housing with integrated heat sinking to maximize performance and fixture life
- Polyester powder coat finish provides corrosion resistance
- Passes IK08 impact test (FMS requires vandal shield accessory)

WARRANTY:

10-year standard warranty with labor allowance* (further details available at www.maxlite.com/warranties)

*Warranty Limitations: Product must be rated for the application per the Product Data Sheet (PDS); operated ≤16 hrs/day; in ambient of -29°F to 104°F.

*Up to \$25/unit; labor allowances of up to \$500/unit available for purchase – contact MaxLite representative for details.

MaxLite Makes It!

Don't see what you need? Additional wattages and specifications available upon request - contact your MaxLite rep!

MODEL SELECTION		Typical order example: FML120UW-40BSKRPC						
FAMILY	NOMINAL WATTAGE	VOLTAGE	DISTRIBUTION	CCT	COLOR	MOUNTING	CONTROLS	
FMS= FloodMax Small (20/30W)	20= 20W 30= 30W 50= 50W	U= Universal 120-277V H= 347-480V (50W+)	N= Narrow W= Wide	40= 4000K 50= 5000K	B= Bronze	KT= Knuckle with 1/2" thread (20/30/50/80W)	Included Standard with 20/30/50/80W PC= 120V-277V button photo-cell with removable cap	
FMM= FloodMax Medium (50/80W)	80= 80W 120= 120W 200= 200W 310= 310W				<i>Contact Maxlite for additional finishes.</i>	SK= Slipfitter Knuckle (for FMS 20/30W use KT mount and add TR2.37BZ accessory)	Included standard with 120/200/310W RPC= 3-pin NEMA twist lock receptacle with shorting cap	
FML= FloodMax Large (120W)				TS= Trunnion Swivel (All versions)		Option for 120/200/310W PR7= 7-pin NEMA twist lock receptacle		
FMX= FloodMax XL (200/310W)						Option for FMX 200/310W MS= Daylight/Motion Sensor		

1. Photocontrol not available for 50/80W in 480V.

SPECIFICATIONS:










DETAILS

ITEM	SPECIFICATION	20W	30W	50W	80W	120W	200W	310W	
GENERAL PERFORMANCE	Output (lm)	2,300-2,500	3,400-3,700	6,900-7,400	9,900-10,600	14,350-15,300	29,590-31,100	39,600-41,600	
	Efficacy (lm/W)	119	115	131	133	130	135	129	
	Beam Spread Narrow (NEMA/Beam Angle)	3x3/20.8°-20.3°						3x3/19.9°-20.2°	
	Beam Spread Wide (NEMA/Field Angle)	7x7/137°-148°			6x6/128°-125°	6x6/128°-128°	6x6/126°-124°	6x6/129°-124°	6x6/125°-130°
	Max Candela (Narrow/Wide)	13,416/931	19,706/1,384	39,809/3,173	57,127/4,415	82,406/7,109	156,782/14,118	209,882/21,247	
	Color Temperature (CCT)	4000K or 5000K							
	CRI	>70							
	Lumen Maintenance (L90) hrs	>100,000							
ELECTRICAL	Wattage (W)	19.5	29.5	52.7	74.4	110.5	218	307	
	Power Factor	>0.90							
	Input Voltage	120-277V; 347-480V option							
PHYSICAL	Housing	Die Cast Aluminum							
	Lens	Tempered Glass			UV stabilized Polycarbonate				
	Weight	10.5lbs/4.7kg			11.5lbs/5.2kg		16.9lbs/7.7kg	19.3lbs/8.75kg	
	Mounting	1/2" Threaded Knuckle or Yoke			1/2" Threaded knuckle, Slipfitter or Trunnion		Slipfitter or Trunnion		
	EPA	0.25			0.68		0.97	1.53	
	Operating Temperature	-22F/-30C - 104F/40C					-40F/-40C - 104F/40C		
CERTIFICATION	Certifications	cULus, FCC, IK08 (FMS requires vandal shield), 1.5G ANSI vibration rated							
	Environment	Wet locations and IP65							
	Warranty	10-year standard warranty*							
QUALIFICATION	DesignLights Consortium	DLC Premium							

ORDERING:

ORDER CODE	MODEL	WATTAGE	EQUIVALENT	LUMENS	NEMA DISTRIBUTION (H X V)	MOUNTING	CCT
14100143	FMS20UW-40BKTPC	20W	50W HID	2,300-2,500	7X7	1/2" threaded knuckle	4000K
14100144	FMS20UW-50BKTPC	20W	50W HID	2,300-2,500	7X7	1/2" threaded knuckle	5000K
14100145	FMS30UW-40BKTPC	30W	100W HID	3,400-3,700	7X7	1/2" threaded knuckle	4000K
14100146	FMS30UW-50BKTPC	30W	100W HID	3,400-3,700	7X7	1/2" threaded knuckle	5000K
14100147	FMM50UW-40BKTPC	50W	150W HID	6,900-7,400	6x6	1/2" threaded knuckle	4000K
14100148	FMM50UW-50BKTPC	50W	150W HID	6,900-7,400	6x6	1/2" threaded knuckle	5000K
14100149	FMM80UW-40BKTPC	80W	250W HID	9,900-10,600	6x6	1/2" threaded knuckle	4000K
14100150	FMM80UW-50BKTPC	80W	250W HID	9,900-10,600	6x6	1/2" threaded knuckle	5000K
14100155	FML120UW-40BSKRPC	120W	400W HID	14,350,15,300	6x6	Slipfitter Knuckle	4000K
14100157	FML120UW-40BTSRPC	120W	400W HID	14,350,15,300	6x6	Trunnion	4000K
14100156	FML120UW-50BSKRPC	120W	400W HID	14,350,15,300	6x6	Slipfitter Knuckle	5000K
14100158	FML120UW-50BTSRPC	120W	400W HID	14,350,15,300	6x6	Trunnion	5000K
14100159	FMX200UW-40BSKRPC	200W	750W HID	29,590-31,100	6x6	Slipfitter Knuckle	4000K
14100161	FMX200UW-40BTSRPC	200W	750W HID	29,590-31,100	6x6	Trunnion	4000K
14100160	FMX200UW-50BSKRPC	200W	750W HID	29,590-31,100	6x6	Slipfitter Knuckle	5000K
14100162	FMX200UW-50BTSRPC	200W	750W HID	29,590-31,100	6x6	Trunnion	5000K
14100163	FMX310UW-40BSKRPC	310W	1,000W HID	39,600-41,600	6x6	Slipfitter Knuckle	4000K
14100165	FMX310UW-40BTSRPC	310W	1,000W HID	39,600-41,600	6x6	Trunnion	4000K
14100164	FMX310UW-50BSKRPC	310W	1,000W HID	39,600-41,600	6x6	Slipfitter Knuckle	5000K
14100166	FMX310UW-50BTSRPC	310W	1,000W HID	39,600-41,600	6x6	Trunnion	5000K

ACCESSORIES

ITEM ACCESSORY	ITEM NAME	DESCRIPTION	ITEM IMAGE
Visors	FMS-VISOR-B	Top or Bottom Visor (order 2 for full visor)	
	FMM-VISOR-B	Top or Bottom Visor (order 2 for full visor)	
	FML-VISOR-B	Top or Bottom Visor (order 2 for full visor)	
	FMX-VISOR-B	Top or Bottom Visor (order 2 for full visor)	
Photocontrols	PCTL-UNV	Twist-Lock Electronic Photocontrol 120/208/240/277V	
	PCTL-HV	Twist-Lock Electronic Photocontrol 480V (requires RPC fixture option)	
	PC-120277EXT	External Photocontrol 120-277V, Black Finish (requires RPC fixture option)	
	MLRTLPCRSP	Shorting Cap for NEMA Twist Lock Photocell Receptacle (3, 5 OR 7 PIN) Only 120W+ models.	
Tennon Reducer	TR2.37BZ	Converts 1/2" knuckle threaded mount (KT) to 2 3/8" slipfitter knuckle (SK) mount, Bronze	
Groundstake	GROUNDSTAKE	21" Black PVC Ground Stake with bronze die cast cap, ground stabilizers bars and hardware to mount junction box, which allows adding an external photocell Only up to 80W models.	
Junction Box Cover	JBOXB-4TH	Junction Box With 4 1/2" Conduit Holes Top Cover. Provides mounting for flat surfaces and adding external PC (PC-120277EXT) Only up to 80W models.	
Vandal Shield	FMS-VANDAL	Vandal shield (IK08) for FMS series	

DLC LISTING:

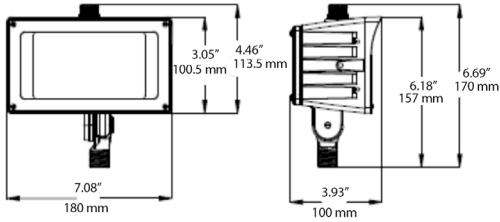
MODEL NUMBER	PRODUCT ID	GENERAL APPLICATION	PRIMARY USE DESIGNATION	CLASSIFICATION
FMS20UW-50[B,W,G][KT,SK,TS] [blank, PC, RPC, MS, PR7]	PL4025F1RMED	Low Output	Architectural Flood and Spot Luminaires	Premium
FMS20UW-40[B,W,G][KT,SK,TS] [blank, PC, RPC, MS, PR7]	PLAFHIS4X4K2	Low Output	Architectural Flood and Spot Luminaires	Premium
FMS20UN-50[B,W,G][KT,SK,TS] [blank, PC, RPC, MS, PR7]	PLEZYQYKDXH	Low Output	Architectural Flood and Spot Luminaires	Premium
FMS20UN-40[B,W,G][KT,SK,TS] [blank, PC, RPC, MS, PR7]	PLIS9FFTCN7I	Low Output	Architectural Flood and Spot Luminaires	Premium
FMS30UW-50[B,W,G][KT,SK,TS] [blank, PC, RPC, MS, PR7]	PLH2I5K8IH91	Low Output	Architectural Flood and Spot Luminaires	Premium
FMS30UW-40[B,W,G][KT,SK,TS] [blank, PC, RPC, MS, PR7]	PL692BMK5UGX	Low Output	Architectural Flood and Spot Luminaires	Premium
FMS30UN-50[B,W,G][KT,SK,TS] [blank, PC, RPC, MS, PR7]	PLQTSEXUR0U	Low Output	Architectural Flood and Spot Luminaires	Premium
FMS30UN-40[B,W,G][KT,SK,TS] [blank, PC, RPC, MS, PR7]	PLY4X9KKMTB0	Low Output	Architectural Flood and Spot Luminaires	Premium
FMM50UN-50[B,W,G][KT,SK,TS] [blank, PC, RPC, MS, PR7]	PLTP6ZED4QZZ	Mid Output	Architectural Flood and Spot Luminaires	Premium
FMM50UN-40[B,W,G][KT,SK,TS] [blank, PC, RPC, MS, PR7]	PLBZHILXCTCKR	Mid Output	Architectural Flood and Spot Luminaires	Premium
FMM50HN-50[B,W,G][KT,SK,TS][blank, PC, RPC, MS, PR7]	PLN4DR8VFSRZ	Mid Output	Architectural Flood and Spot Luminaires	Premium
FMM50HN-40[B,W,G][KT,SK,TS][blank, PC, RPC, MS, PR7]	PLKTQE4Z5I13	Mid Output	Architectural Flood and Spot Luminaires	Premium
FMM50UW-50[B,W,G][KT,SK,TS] [blank, PC, RPC, MS, PR7]	PL19RV8RLBCN	Mid Output	Architectural Flood and Spot Luminaires	Premium
FMM50UW-40[B,W,G][KT,SK,TS] [blank, PC, RPC, MS, PR7]	PLCH475NPN3G	Mid Output	Architectural Flood and Spot Luminaires	Premium
FMM50HW-50[B,W,G][KT,SK,TS][blank, PC, RPC, MS, PR7]	PLIF741TVYCL	Mid Output	Architectural Flood and Spot Luminaires	Premium
FMM50HW-40[B,W,G][KT,SK,TS][blank, PC, RPC, MS, PR7]	PLIPCRF8OPSC	Mid Output	Architectural Flood and Spot Luminaires	Premium
FMM80UW-50[B,W,G][KT,SK,TS] [blank, PC, RPC, MS, PR7]	PLSE7AB10D8C	Mid Output	Architectural Flood and Spot Luminaires	Premium
FMM80UW-40[B,W,G][KT,SK,TS] [blank, PC, RPC, MS, PR7]	PLIYS00XN2UM	Mid Output	Architectural Flood and Spot Luminaires	Premium
FMM80UN-50[B,W,G][KT,SK,TS] [blank, PC, RPC, MS, PR7]	PLABPA23CCBN	Mid Output	Architectural Flood and Spot Luminaires	Premium
FMM80UN-40[B,W,G][KT,SK,TS] [blank, PC, RPC, MS, PR7]	PLERSNKJ7B8P	Mid Output	Architectural Flood and Spot Luminaires	Premium
FMM80HW-50[B,W,G][KT,SK,TS][blank, PC, RPC, MS, PR7]	PLH0X40792WJ	Mid Output	Architectural Flood and Spot Luminaires	Premium
FMM80HW-40[B,W,G][KT,SK,TS][blank, PC, RPC, MS, PR7]	PLP4HZXL8JZH	Mid Output	Architectural Flood and Spot Luminaires	Premium
FMM80HN-50[B,W,G][KT,SK,TS][blank, PC, RPC, MS, PR7]	PLHIW5CCX0N7	Mid Output	Architectural Flood and Spot Luminaires	Premium
FMM80HN-40[B,W,G][KT,SK,TS][blank, PC, RPC, MS, PR7]	PLB3SK0R73EI	Mid Output	Architectural Flood and Spot Luminaires	Premium
FML120UW-50[B,W,G][SK,TS] [blank, PC, RPC, MS, PR7]	PL9L6NEI8L9E	High Output	Architectural Flood and Spot Luminaires	Premium
FML120UW-40[B,W,G][SK,TS] [blank, PC, RPC, MS, PR7]	PL80WIZO3IHP	High Output	Architectural Flood and Spot Luminaires	Premium
FML120UN-50[B,W,G][SK,TS] [blank, PC, RPC, MS, PR7]	PLTLHSWKE83D	High Output	Architectural Flood and Spot Luminaires	Premium
FML120UN-40[B,W,G][SK,TS] [blank, PC, RPC, MS, PR7]	PL0BUQRXWTI	High Output	Architectural Flood and Spot Luminaires	Premium
FML120HW-50[B,W,G][SK,TS][blank, PC, RPC, MS, PR7]	PL79L6SNRWX7	High Output	Architectural Flood and Spot Luminaires	Premium
FML120HW-40[B,W,G][SK,TS][blank, PC, RPC, MS, PR7]	PL607YIZFY3Q	High Output	Architectural Flood and Spot Luminaires	Premium
FML120HN-50[B,W,G][SK,TS][blank, PC, RPC, MS, PR7]	PL6KDT551X49	High Output	Architectural Flood and Spot Luminaires	Premium
FML120HN-40[B,W,G][SK,TS][blank, PC, RPC, MS, PR7]	PL9V7ZAAGYMI	High Output	Architectural Flood and Spot Luminaires	Premium
FMX200UW-50[B,W,G][SK,TS] [blank, PC, RPC, MS, PR7]	PLFYSAI6ZF2	High Output	Architectural Flood and Spot Luminaires	Premium
FMX200UW-40[B,W,G][SK,TS] [blank, PC, RPC, MS, PR7]	PL20LLWTBEWR	High Output	Architectural Flood and Spot Luminaires	Premium
FMX200UN-50[B,W,G][SK,TS] [blank, PC, RPC, MS, PR7]	PLNX56DKUUKK	High Output	Architectural Flood and Spot Luminaires	Premium
FMX200UN-40[B,W,G][SK,TS] [blank, PC, RPC, MS, PR7]	PLHPC9SE6NG4	High Output	Architectural Flood and Spot Luminaires	Premium

DLC LISTING:

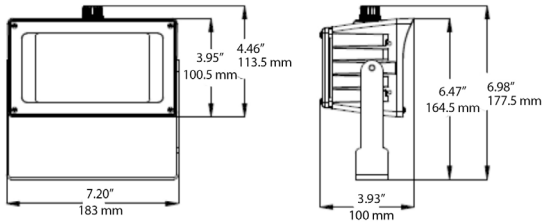
MODEL NUMBER	PRODUCT ID	GENERAL APPLICATION	PRIMARY USE DESIGNATION	CLASSIFICATION
FMX200HW-50[B,W,G][SK,TS][blank, PC, RPC, MS, PR7]	PLNJV60XL2Z3	High Output	Architectural Flood and Spot Luminaires	Premium
FMX200HW-40[B,W,G][SK,TS][blank, PC, RPC, MS, PR7]	PLS6E5Y9O8X6	High Output	Architectural Flood and Spot Luminaires	Premium
FMX200HN-50[B,W,G][SK,TS][blank, PC, RPC, MS, PR7]	PLAPJVDDSO5D	High Output	Architectural Flood and Spot Luminaires	Premium
FMX200HN-40[B,W,G][SK,TS][blank, PC, RPC, MS, PR7]	PLQX3U13V6EC	High Output	Architectural Flood and Spot Luminaires	Premium
FMX310UN-50[B,W,G][SK,TS][blank, PC, RPC, MS, PR7]	PLTV2WOL73SS	Very High Output	Architectural Flood and Spot Luminaires	Premium
FMX310UN-40[B,W,G][SK,TS][blank, PC, RPC, MS, PR7]	PLHFG7QTR5RW	Very High Output	Architectural Flood and Spot Luminaires	Premium
FMX310HN-50[B,W,G][SK,TS][blank, PC, RPC, MS, PR7]	PLT3M2DOKLFR	Very High Output	Architectural Flood and Spot Luminaires	Premium
FMX310HN-40[B,W,G][SK,TS][blank, PC, RPC, MS, PR7]	PL5T9BK3HAB7	Very High Output	Architectural Flood and Spot Luminaires	Premium
FMX310UW-50[B,W,G][SK,TS][blank, PC, RPC, MS, PR7]	PL953F47P7B5	Very High Output	Architectural Flood and Spot Luminaires	Premium
FMX310UW-40[B,W,G][SK,TS][blank, PC, RPC, MS, PR7]	PLR4W0GFOCVS	Very High Output	Architectural Flood and Spot Luminaires	Premium
FMX310HW-50[B,W,G][SK,TS][blank, PC, RPC, MS, PR7]	PLBHAYQ988JE	Very High Output	Architectural Flood and Spot Luminaires	Premium
FMX310HW-40[B,W,G][SK,TS][blank, PC, RPC, MS, PR7]	PLHOU2WFIN9R	Very High Output	Architectural Flood and Spot Luminaires	Premium

LINE DRAWINGS:

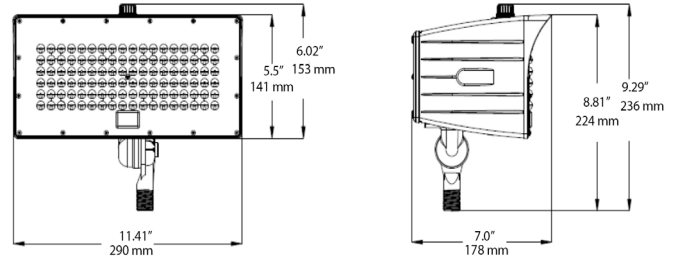
20W 30W with 1/2" THREAD KNUCKLE MOUNT



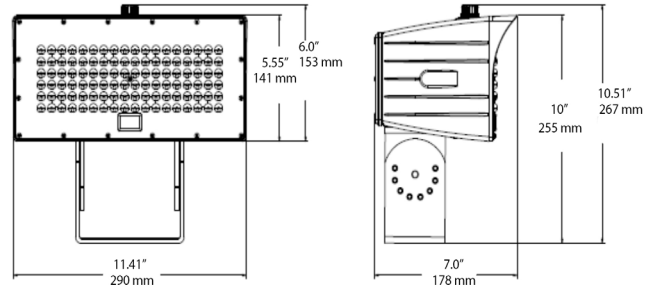
20W 30W with Trunnion Swivel



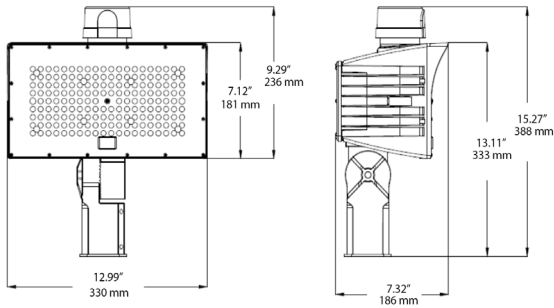
50W 80W with 1/2" THREAD KNUCKLE MOUNT



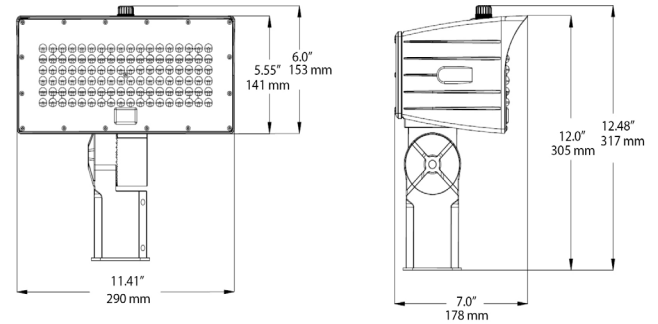
50W 80W with TRUNNION SWIVEL MOUNT



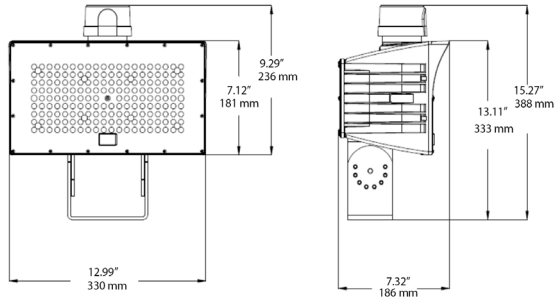
120W with Slip fitter Knuckle



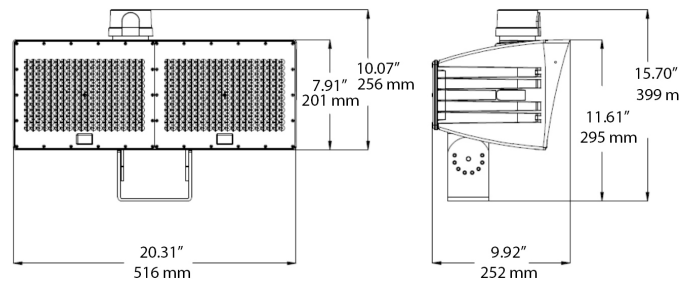
50W 80W with Slip Fitter Knuckle



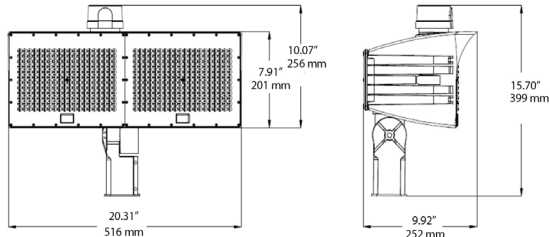
120W with TRUNNION SWIVEL MOUNT



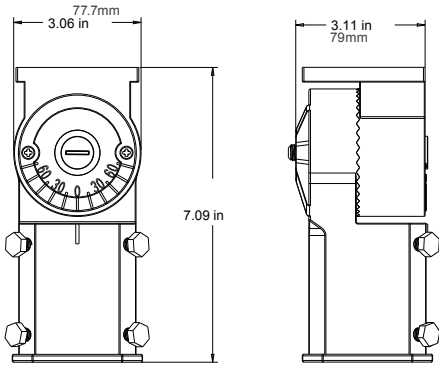
200W 310W with TRUNNION SWIVEL MOUNT



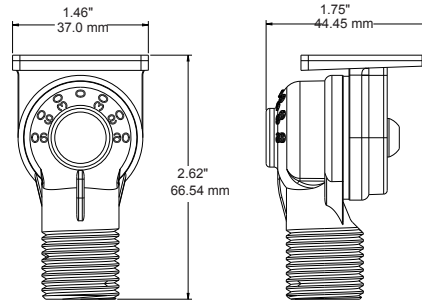
200W 310W with Slip fitter Knuckle



MOUNTING DIMENSIONS:

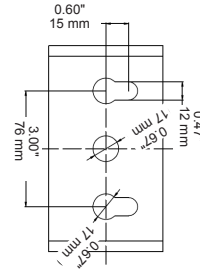
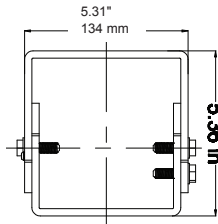
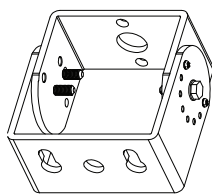


Slipfitter Knuckle (50/80/120/200/310W)

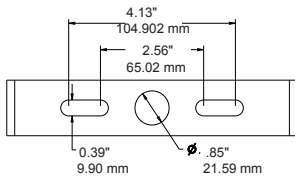
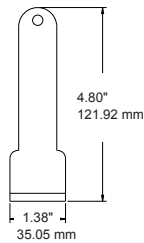
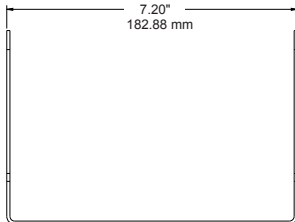


Knuckle 1/2" Thread (20/30W)

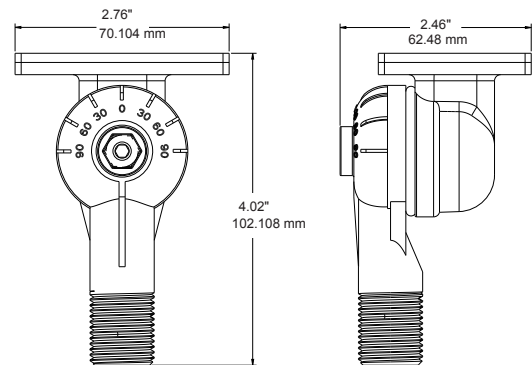
Trunion Swivel
(50/80/120/200/310W)



DIMENSIONS:



Trunion Swivel (FMS 20/30W)



Knuckle 1/2" Thread (FMM 50/80W)

ISOFOOTCANDLE:

Each gridline represents one mounting height.
 For mounting heights other than noted multiply FC by the below factor.
 Factor = $\frac{(\text{Chart's Mtg Height})^2}{(\text{Actual Mtg Height})^2}$

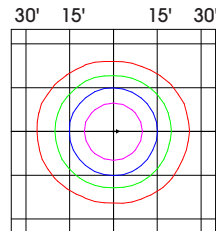
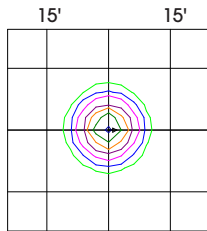
LEGEND

- | | |
|---|--|
| ■ 0.5 fc | ■ 10 fc |
| ■ 1 fc | ■ 20 fc |
| ■ 2 fc | ■ 50 fc |
| ■ 5 fc | |

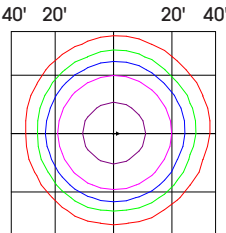
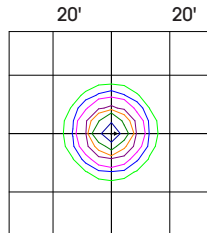
NARROW

WIDE

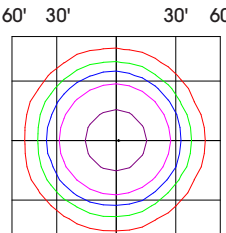
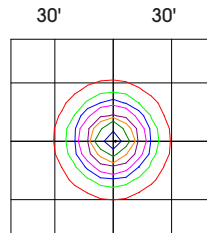
20 WATT
15' ft Set back



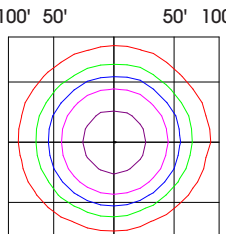
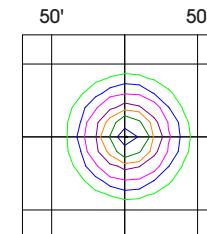
50 WATT
20' ft Set back



120 WATT
30' ft Set back



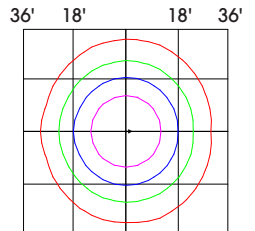
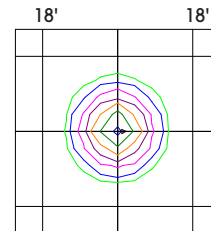
310 WATT
50' ft Set back



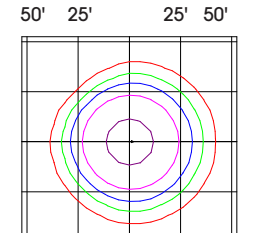
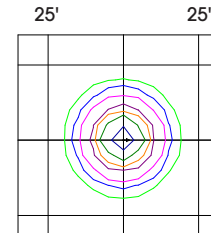
NARROW

WIDE

30 WATT
18' ft Set back



80 WATT
25' ft Set back



200 WATT
40' ft Set back

