

**PAQ264G6MV**

Ballast Type: Electronic	Starting Method: Programmed Start	Weight: 3.50 lbs.
Input Voltage: 100-240Vac ±10%	Lamp Connection: Parallel	Carton Qty: 6
Input Frequency: 50/60Hz	Housing: 22ga 5052 H43 Aluminum	Skid Qty: 288

**ELECTRICAL SPECIFICATIONS:**

Line Voltage (V)	No. of Lamps	Lamp Type	Typical Lamp Watts (W)	Arc Voltage (V)	Arc Current (mA)	Line Current (A)	Input Power (W)	Power Factor	Max Current THD (%)	Current Crest Factor	Electrical Efficiency	Power Dissipation (W)
100	2	GPH1554T5	75	176	425	1.70	169	≥0.98	≤10%	<1.60	0.88	20.28
120						1.40	168		≤10%		0.89	18.48
132						4.26	166		≤10%		0.89	18.26
240						0.69	165		≤10%		0.90	16.50
100	1	GPH1554T5	75	176	425	0.84	84	≥0.97	≤10%	<1.60	0.87	10.92
120						0.70	84		≤10%		0.88	10.08
132						0.62	83		≤10%		0.89	9.13
240						0.35	83		≤10%		0.89	9.13
100	2	GPH843T5	41	92	425	0.95	95	≥0.95	≤10%	<1.60	0.87	12.35
120						0.79	95		≤10%		0.88	11.40
132						0.71	94		≤10%		0.88	11.28
240						0.41	95		≤10%		0.88	11.40
100	1	GPH843T5	41	92	425	0.47	48	≥0.93	≤10%	<1.60	0.86	6.72
120						0.39	48		≤10%		0.87	6.24
132						0.36	48		≤10%		0.87	6.24
240						0.21	47		≤10%		0.89	5.17

**ELECTRICAL**

- Start Time(sec): 2.4
- High Power Factor
- Ballast Shut Down at Open Load
- Internal Fuse
- Output Voltage U <280V
- End of Lamp Life Protection
- Not for Current Interrupting

**EMISSIONS** (Conducted and Radiated Emissions)

- EN 55011:1998 - Industrial, Scientific, and Medical (ISM) Radio-Frequency Equipment – Radio Disturbance Characteristics – Limits and Methods of Measurement
- Meets FCC Part 18-307C (Class B) for EMI and RFI Consumer Limits
- EN 61000-3-2 Limits for Harmonic Current Emissions
- EN 55015:2013/A1:2015

**PHYSICAL**

- Solid Single Leads
- UL1316 18AWG
- Lead Tolerance +1.00-0.50, Strip 0.375" +0.06
- FR-4 PCB Dbl Sided Plated Thru Holes
- ON/OFF Rocker Switch
- Two LED Lamp Indicators
- LED Power Good Indicator

**IMMUNITY PROTECTIONS**

- EN 61547:1995 Immunity standard for lighting equipment.
- ANSI C62.41 for Transient Immunity.
- EN 61000-4-2:2001 Electrostatic discharges (ESD) immunity.
- EN 61000-4-3:1996 Radiated electromagnetic field immunity.
- EN 61000-4-4:1995 Electrical fast transients (EFT)/Burst immunity.
- EN 61000-4-5:1995 Surge transient immunity.
- EN 61000-4-6:1996 Immunity to RF conducted disturbances.
- EN 61000-4-8:1993 Power Frequency magnetic field immunity test.
- EN 61000-4-11:1994 Voltage dips, short interruptions and voltage variations (Tables 2&3 below) in accordance with the provisions of the 89/336/EEC EMC-directive, including amd. 92/31/EEC and 93/68/EEC.
- EN 61000-6-2: 2001 (reference document EN 61000-4-5), including surges to 2.0kV between phase to neutral (differential mode) and 4.0kV between phase to earth and neutral to earth (common mode).
- EN 61000-4-11 Voltage Supply Immunity

Condition	Duration	Reaction
30% Reduction of Minimum Vin	10mSec	Luminance Reduction allowed
60% Reduction of Minimum Vin	100mSec	Luminance Reduction allowed
95% Reduction of Minimum Vin	5000mSec	Extinguish Permitted, but no driver damage
100% Reduction of Vin	3 Cycles	Luminance Reduction allowed

**SAFETY & CERTIFICATIONS**

- UL 935 (Class P, Type CC, Type1 Outdoor, Type HL)
- cULus, CE, CCC
- Leakage Current to UL/935 Standard
- EN 61347-1:2001
- EN 61347-2-1:2001
- EN 61347-2-3:2000
- RoHS EU Directive 2011/65/EU&2015/863 Amendment (RoHS 3)
- Anti-Arcing
- Output Short Circuit Protection
- Output Open Circuit Protection
- Restrike Attempts = 2
- Inrush Current <40 AMPS
- Meets ANSI Standard C62.41 for Transient Protection
- Meets ANSI Standard C82.11 for Ballast Requirements
- Sound Rated A

**APPLICATION**

- Maximum Case Temperature 194°F/90°C
- Maximum Ambient Temperature 122°F/50°C
- Minimum Starting Temperature 0°F/-18°C
- Lamp Starts >50,000 Starts
- Remote Mounting 20 ft. Max. Lead Length, 18AWG Shielded or in Conduit

**LED SPECIFICATIONS:**

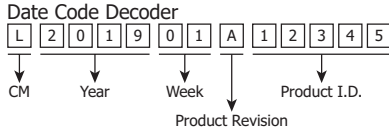
LED	Recommended Max. LED Rating	Output Voltage (Vdc)	Output Current (mA)	O.C.V. (Vdc)	
Power	2.0V, 20mA	2.0	1.0	2.5	LED Is Not Isolated
Lamp	2.0V, 20mA	2.0	2.0	4.7	LED Is Isolated

**WARRANTY:**

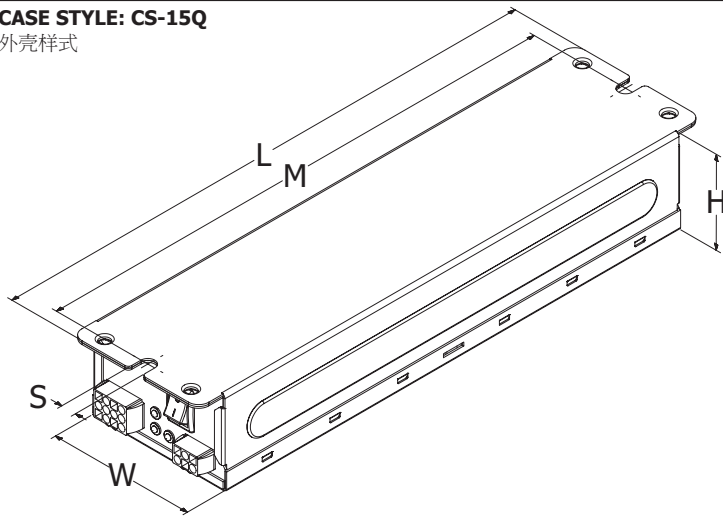
Robertson Worldwide warrants to the purchaser that this product will be free from defects in material or workmanship for a period of 5 years from date of manufacture when properly installed and under normal condition of use. Specifications subject to change without notice.  
For more information on Robertson Worldwide products, visit [www.RobertsonLighting.com](http://www.RobertsonLighting.com)

**PAQ264G6MV**

Click on image to view 3D model  
(Download and Open in Adobe Reader 7 or later)



**CASE STYLE: CS-15Q**  
外壳样式

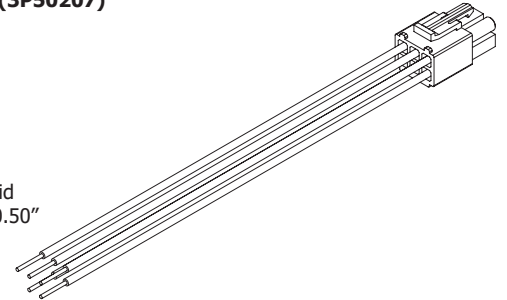


L	W	H	M	S
11-11/16	3-1/8	1-22/23	11-1/8	5/16
11.69	3.13	1.95	11.10	0.32
29.7cm	7.95cm	4.95cm	28.2cm	0.81cm

**INPUT WIRE HARNESS (3P50207)**

输入线束

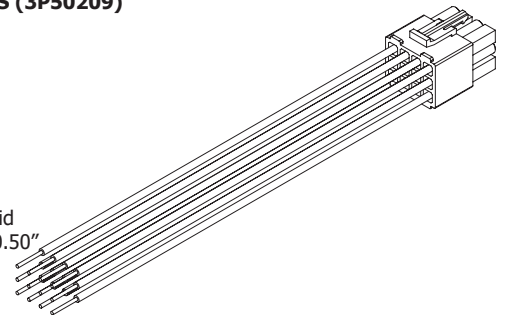
- 白 White 12"
- 黑 Black 12"
- 绿 Green 12"
- 橙 Orange 12"
- 灰 Gray 12"
- UL1316 18AWG 实芯 Solid
- 公差 Tolerance: +1.00,-0.50"
- 带 Strip: 0.375" ±0.060



**OUTPUT WIRE HARNESS (3P50209)**

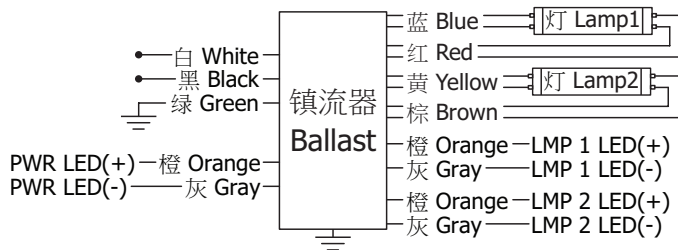
输出线束

- 蓝 Blue 12"
- 红 Red 12"
- 黄 Yellow 12"
- 棕 Brown 12"
- 橙 Orange (2) 12"
- 灰 Gray (2) 12"
- UL1316 18AWG 实芯 Solid
- 公差 Tolerance: +1.00,-0.50"
- 带 Strip: 0.375" ±0.060



**WIRING DIAGRAM: WD-065B**

接线图



For 1 Lamp Application Cap Any Unused Leads, Insulate to 600 Volts.

**CONNECTOR WIRE LAYOUT**

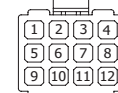
连接器线布局

输入 INPUT



1. 绿 Green (地线 Ground)
2. 黑 Black (火线 Live)
3. 橙 Orange (输入 PWR LED+)
4. NC
5. 白 White (零线 Neutral)
6. 灰 Gray (输入 PWR Led-)

输出 OUTPUT



1. 蓝 Blue (灯 Lamp1)
2. 蓝 Blue (灯 Lamp1)
3. 红 Red (灯 Lamp1)
4. 红 Red (灯 Lamp1)
5. 黄 Yellow (灯 Lamp2)
6. 黄 Yellow (灯 Lamp2)
7. 棕 Brown (灯 Lamp2)
8. 棕 Brown (灯 Lamp2)
9. 灰 Gray (输出 LMP LED2-)
10. 橙 Orange (输出 LMP LED2+)
11. 灰 Gray (输出 LMP LED1-)
12. 橙 Orange (输出 LMP LED1+)

**WARRANTY:**

Robertson Worldwide warrants to the purchaser that this product will be free from defects in material or workmanship for a period of 5 years from date of manufacture when properly installed and under normal condition of use. Specifications subject to change without notice.

For more information on Robertson Worldwide products, visit [www.RobertsonLighting.com](http://www.RobertsonLighting.com)