



## OVERDRIVE AC Light Engine with 3 Mounting Options


Accessories use for mounting by spring snap way



Accessories use for mounting by Screw fixing



## Accessories use for mounting by Magnet fixing



THIS MAGNETIC MOUNTING OPTION IS USED IN CASE THE SPRING SCREW OR THE CENTRE MOUNT OPTION IS NOT CONVINIANT TO USER AND THEN THEY CAN JUST SCREW IN THE OPTIONAL MAGNETIC SCREW AND IT WOULD HOLD TO ANY BODY MADE OF NORMAL STEEL.