

LSV LED Vapor Tight Control Ready Series *Wattage and Color Selectable*

Product Description:

A cost-effective vapor tight fixture with tremendous flexibility, the LSV Series is both wattage and CCT selectable, controls ready, and provides an emergency battery backup option. This durable, IP65 rated linear fixture with stainless steel clips is ideal for commercial and industrial environments where water, humidity, and dust may occur, including stairwells, parking garages, utility areas and agricultural applications.

Features:

- CCT and Wattage selectable (9 possible combinations with each fixture)
- Controls Ready – can be paired with the new cMax controls nodes
- 0-10V dimming standard
- CRI>80
- Universal voltage 120-277V
- L70 lumen maintenance of 100,000 hours
- Operating temperature: -40°F to +104°F, except fixtures with EM option
- Polycarbonate (PC) housing with stainless steel clips and lens hermetically sealed for IP65 rating
- ETL sanitation listed to NSF/ANSI2 standards
- On EM mode, the fixture CCT will be set to 5000K
- On EM mode, the fixture output a minimum of 700 lumens for 90 minutes, when fully charged
- Default setting for WCS models is set to lower wattage and 4000K
- Fixture may be surface mounted or pendant/Rod mounted (accessories sold separately)

Controls Ready:

MaxLite's new Controls Ready (CR) fixtures have integrated USB-C sensor receptacle, and allows for quick and easy in-field installation (plug and play) of controls. CR fixtures are compatible with c-Max sensors. Simply purchase any CR fixture and the required c-Max Controls Node and you're all set! See the accessory table for all controls options available.



Controls Features:

- Daylight Sensor
- Occupancy Sensor
- Integral Sensor Receptacle
- High-end Trim
- Bluetooth
- Energy Monitoring when used with Avi-On nodes

Ordering Information

FAMILY	SIZE	VOLTAGE	WATTAGE (NOMINAL)	CCT SELECT	CONTROLS OPTIONS	OPTIONS
LSV= Vapor Tight Linear Series	2= 2FT 4= 4FT	U= 120-277V	20W= 20/25/30W 23W= 23/35/48W	CS= Color Selectable (3500K/4000K/5000K)	CR= Control Ready	[BLANK]= None EM= Emergency Back-up

EM is not available in 2ft.

Stocked Items

ORDER CODE	MODEL NUMBER	DLC ID #	LISTING	PRIMARY USE
105606	LSV2U20WCSCR	PWCTPD33,PD397WRR,PNV4DM9Q	Premium	Stairwell and Passageway Luminaires
		PILZXKZE,PU25V8DF,P0887Q5P	Standard	Direct Linear Ambient Luminaires
105607	LSV4U23WCSCR	PR3W2QV2,PEP289GP, PMCIH8UZ	Premium	Direct Linear Ambient Luminaires, Low-Bay Luminaires for Commercial and Industrial Buildings
		P1306VO3,PBUK0J7D,P3GLKFTX,PP082BP9	Standard	



10-year standard warranty with labor allowance (further details available at www.maxlite.com/warranties)

Warranty Limitations: Product must be rated for application per the Product Data Sheet (PDS); operated ≤16 hrs; in ambient temperatures -4°F to 77°F. If ambient temperatures fall outside the -4°F to 77°F range, product is warranted for 5 years according to the operating temperature range specified on the PDS. Up to \$25/unit; registration required. Additional coverage may be available for purchase; contact MaxLite. Excludes EM/MS versions; component warranty applies.





LSV LED Vapor Tight Control Ready Series *Wattage and Color Selectable*

Accessories (SOLD SEPARATELY)

ORDER CODE	MODEL NUMBER	DESCRIPTION	IMAGE
74139	MLCHKLSV15	Cable Kit 15' Loop X Toggle Y 1 Pair	
c-Max Basic			
105567	CN-REMOTE	Control Node Remote Control	
105564	CN-RTMST	Control Node Rectangular, Microwave Motion Sensor, Translucent	
105565	CN-RDMSW*	Control Node Round, White	
106903	CEA-RDW	c-Max External Adapter Round, White	
c-Max Network			
105892	NN-RTW	Network Node Rectangular, White	
108392	WNS5-W	5 Button Wall Network Switch (Bluetooth) White	
105905	NN-RDMSW*	Network Node Round, White	
106318	NPP-300W	120-277V Network Power Pack 300W Max	

*To use CN-RDMSW or NN-RDMSW, the CEA-RDW External adapter also needs to be purchased separately

Sensor

SENSOR	TECHNOLOGY	DIMMING	DAYLIGHT HARVESTING	REMOTE CONTROL	QR CODE
CN-RTMST	Microwave, Photoelectric	Bi-Level	N/A	CN-REMOTE	
CN-RDMSW	PIR motion sensing, Photoelectric	Bi-Level	Continuous Adjustment Mode (CAM)	CN-REMOTE	
NN-RTW	Bluetooth networking	N/A	N/A	c-Max App (iPhone or Android)	
NN-RDMSW	PIR motion sensing, Photoelectric & Bluetooth networking	Bi-Level	Continuous Adjustment Mode (CAM)	c-Max App (iPhone or Android)	



LSV LED Vapor Tight Control Ready Series *Wattage and Color Selectable*

Specifications

	LSV2U20WCSCR		
Power Consumption	20W	25W	30W
Lumens Delivered	2600 lm	3250 lm	3900 lm
Efficacy	130 lm/w	130 lm/w	130 lm/w
CRI	>=80		
Color Temperature (K)	3500K, 4000K, 5000K		
L70 Lumen maintenance	>=100,000 hours		
Power Factor	>=0.9		
Input Voltage	120-277V		
Operating Temperature	-40°F to +104°F (-40°C to +40°C) except EM models For 4ft EM model: -4°F to +104°F (-20°C to +40°C) (Please refer to the c-Max Control data sheet for operating temperatures for each different control accessory.)		
Qualifications	DLC Standard/DLC Premium (see Stocked Item Table for more details), cULus listed, FCC, Rohs Complaint, ETL Sanitation Listed		
Environment	UL listed for Wet location		
Warranty	10 Years warranty		

See page 1 footer

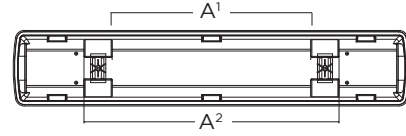
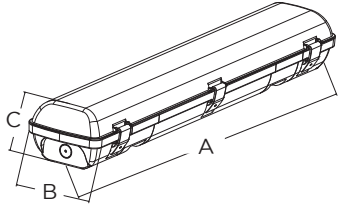
Specifications

	LSV4U23WCSCR		
Power Consumption	23W	35W	48W
Lumens Delivered	2990 lm	4550 lm	6240 lm
Efficacy	130 lm/w	130 lm/w	130 lm/w
CRI	>=80		
Color Temperature (K)	3500K, 4000K, 5000K		
L70 Lumen maintenance	>=100,000 hours		
Power Factor	>=0.9		
Input Voltage	120-277V		
Operating Temperature	-40°F to +104°F (-40°C to +40°C) except EM models For 4ft EM model: -4°F to +104°F (-20°C to +40°C) (Please refer to the c-Max Control data sheet for operating temperatures for each different control accessory.)		
Qualifications	DLC Standard/DLC Premium (see Stocked Item Table for more details), cULus listed, FCC, Rohs Complaint, ETL Sanitation Listed		
Environment	UL listed for Wet location		
Warranty	10 Years warranty		

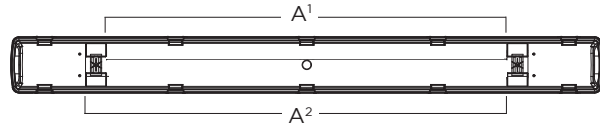
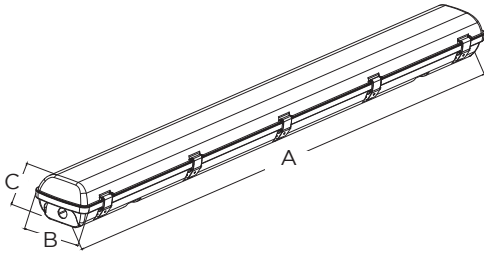
See page 1 footer

LSV LED Vapor Tight Control Ready Series *Wattage and Color Selectable*

Dimensions



LSV-2U



LSV-4U

PRODUCT	A (L)	A ¹	A ²	B (W)	C (H)
LSV2U20WCSCR	24.8"	12.4"	15.9"	4.72"	3.46"
LSV4U20WCSCR	49.8"	33.6"	37.1"	5"	3.46"